



2023 FULL RANGE CATALOGUE







WELCOME

Manufacturing agricultural and industrial equipment for over 30 years, Rapid Spray is proud to present our innovative and market leading 2023 Spray, Fire, Diesel and Tanks range.

Our business success is dedicated to empowering and helping those who protect and care for the land. The backbone of our business, our **1,500 motivated dealers span from the East Coast to the West Coast**, working with us to provide exceptional customer service and products.

Our Australian Made and designed products are unparalleled with industry leading warranties and quality management. Built to withstand the tough Australian conditions, our products are designed to **perform better in the field every day.**

A solution for every requirement, we also **offer a broad range of accessories, upgrades and spare parts** to suit all sprayers, fire fighters, diesel refuelling solutions and tanks.

With an industry leading **15 year warranty** on all Australian Made Rapid Spray manufactured tanks, we guarantee you get only the highest quality tanks that cover your needs for containing various liquids.

We look forward to hearing how we can help you with your Spray, Fire, Diesel or Tank requirements. Call us on 1800 011 000 or visit www.rapidspray.net

Kind Regards,

Rapid Spray



8-23

HANDHELD & BACKPACKS



24-44

12V SPOT SPRAYERS



45-54

UTV COMPACT SPRAYERS



55-66

FIELD SPRAYERS




67-76

3-POINT LINKAGE SPRAYERS



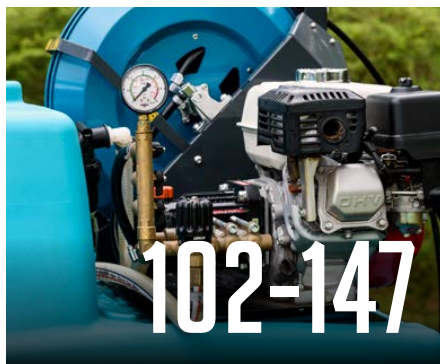
77-84

BOOMS & MOUNTS



85-101

HOSE REELS & SPRAY GUNS



102-147

PUMPS, MOTORS & PARTS



148-155

SPREADERS



158-163

COMPACT FIRE FIGHTERS



164-166

TRAY MOUNT FIRE FIGHTERS




167-169

FIRE FIGHTING TRAILERS



176-187

MOBILE REFUELLING



193 - 196

DIESEL PUMPS & SPARES



200-219

CARTAGE & SPRAY TANKS



220-223

MODULAR TANKS



224-231

TANK ACCESSORIES



234 - 235

FREIGHT MAP & PRICING

CONTENTS



SPRAYERS

6 - 147

HANDHELD, BACKPACK & TROLLEY SPRAYERS	8
Compression Sprayers	9
Hose End Sprayers	12
Backpack Sprayers	13
Lithium Ion Backpack Sprayers	16
Commercial Backpack sprayers	19
Trolley Sprayers	21
12V SPRAYERS & ACCESSORIES	24
RapidLine	25
RapidMix	30
Spot Ranger	34
12V Marshal-Q	37
12V FarmMax	43
UTV SPRAYERS	45
Marshal Plus	46
Marshal Pro	48
FarmMax Plus	52
PROFESSIONAL FIELD SPRAYERS	55
SprayScout Manual / Buddy	56
Ultimate Field Sprayer	62
LINKAGE SPRAYERS	67
FieldLink	68
12V SprayLink	74
BOOMS	77
HOSE REELS & SPRAY GUNS	85
Rapid Poly Reed	86
Buddy Smart Reel	88
Spray Lances & Guns	92
PUMPS, MOTORS & REGULATORS	102
RapidLine	103
Delavan	105
Maruyama, Bertolini	110
Regulators & Controls	117

SPRAYER CONT.

NOZZLES	120
SPRAY PARTS & COMPONENTS	141

SPREADERS 148 - 155

HANDHELD & CHEST MOUNT	150
TOW BEHIND & PUSH SPREADERS	153

FIRE 156 - 173

COMPACT FIRE FIGHTERS	158
Fire Marshal	159
FireScout	160
TRAY MOUNT FIRE FIGHTERS	164
Ultimate Fire Fighter	165
Fire Ranger	166
FIRE FIGHTING TRAILERS	167
Fire Marshal Trailer	168
Fire Ranger Trailer	169
FIRE FIGHTING ACCESSORIES	170

DIESEL 174 - 197

MOBILE REFUELLING	176
Genius Diesel Range	178
RapidBlue	185
Active Diesel	186
DIESEL PUMPS & SPARES	193

TANKS

198 - 231

CARTAGE TANKS	200
SPRAY TANKS	214
MODULAR TANKS	220
RINSE MASTER	224
BALL BAFFLE	226
TANK SPARES	228

FREIGHT MAP

234

DIMENSIONS & WEIGHT

Due to the manufacturing process and/or design changes, dimensions and weights could vary from what is listed. Please contact Rapid Spray for confirmed weight and dimensions on 1800 011 000.

CHEMICAL SAFETY

Always follow safe chemical guidelines and local laws including, but not limited to, Personal Protective Equipment use, safe spraying practices, keeping clear of water bodies and correct application rates. Please consult your local agronomist for further information.

VEHICLE LOADING & OPERATION SAFETY

Always follow safe UTV / quad / mower / vehicle loading and operating practices. Always check vehicle weight restrictions. Follow all road laws. Keep clear of children.

Rapid Spray accepts no liability for the unsafe operation of vehicles used in conjunction with Rapid Spray equipment. Rapid Spray accepts no liability for unsafe chemical spraying practices. Please contact Rapid Spray on 1800 011 000 if you have any concerns.

SPR



AGRICULTURAL & INDUSTRIAL SPRAYERS FOR THE HOME GARDENER, THE PROFESSIONAL LANDSCAPE CONTRACTOR OR LARGE FARM & PROPERTY OWNERS

The Rapid Spray range of sprayers feature many unique and innovative features, designed and manufactured based on customer requirements and feedback. With an extensive range - from handheld pump sprayers to large, powerful professional sprayers - all our sprayers are designed to withstand the challenging Australian climate. Our sprayers enable fast and efficient spraying throughout your garden, field or crop foliage - the perfect weed control solution!

PRAYERS



HANDHELD, BACKPACK & TROLLEY SPRAYERS

1L - 45L

HOME GARDEN, COMMERCIAL & INDUSTRIAL

The Handheld, Backpack & Trolley Sprayers range is ideal for home gardeners, professional landscapers or commercial users. Designed with ease of use, comfort and low maintenance in mind, you will find the perfect solution to every chemical spraying requirement.



COMPRESSION SPRAYERS

2L | 4L | 8L

2L HOME & GARDEN TRIGGER SPRAYER

FEATURES

Adjustable brass nozzle
Ergonomic carry handle
Lock-on feature
In-tank filter
Ideal for misting indoor pot plants

**Dealer note: sold in 6/pack*

HAND PUMP

with lock-on feature for easier spraying



SCAN FOR PRICING



CODE

DIMENSIONS

DRY WT

SMPCH0002L

89 L x 89 W x 292 H

0.5kg

2L SURESPRAY COMPRESSION SPRAYER

FEATURES


2L poly tank
Large 76mm lid opening
Unique SureSpray anti-clog filter
Adjustable poly-cone nozzle
0.8m hose length
Ergonomic pump handle

**Dealer note: sold in 6/pack*



VERSATILE USE

Ideal for spraying inside and outside the home



SCAN FOR PRICING



CODE

DIMENSIONS

DRY WT

SMPCS0002L

755 L x 444 W x 444 H

0.77kg

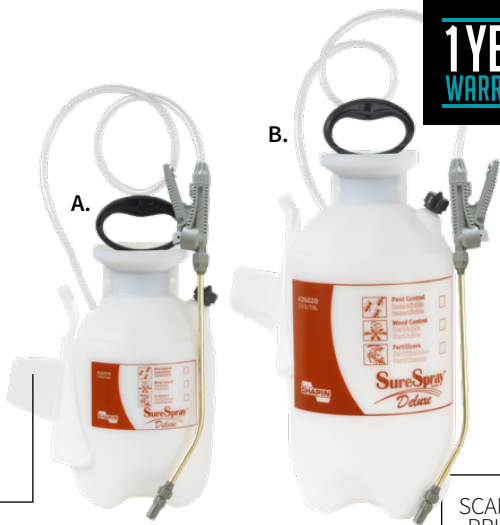
4L & 8L SURESPRAY DELUXE COMPRESSION SPRAYER

FEATURES

- Funnel top on translucent tank
- SureSpray anti-clog filter
- Pressure relief valve
- Curved brass wand
- 0.8m spray hose
- On-board spray shield
- Measuring cup attached



ACCESSORIES INCLUDED
Measuring cup & spray shield



1 YEAR WARRANTY

	CODE	DESCRIPTION	DIMENSIONS	DRY WT
A.	SMPC0004L	4L SureSpray Deluxe Compression Sprayer	190 L x 190 W x 381 H	1kg
B.	SMPC0008L	8L SureSpray Deluxe Compression Sprayer	210 L x 210 W x 470 H	1.5kg



4L & 8L PRO SERIES COMPRESSION SPRAYER

FEATURES

- Translucent tank
- 100mm wide lid opening
- Pressure relief valve
- SureSpray anti-clog filter
- 1m clear hose with poly wand
- Adjustable brass, poly-fan and poly-cone nozzles
- Ergonomic handle for easy carrying
- Viton seals - suitable for aggressive chemicals



ADJUSTABLE NOZZLES
for multiple spraying patterns



2 YEAR WARRANTY

	CODE	DESCRIPTION	DIMENSIONS	DRY WT
A.	SMPCP0004L	4L Pro Series Compression Sprayer	213 L x 213 W x 406 H	2kg
B.	SMPCP0008L	8L Pro Series Compression Sprayer	213 L x 213 W x 528 H	2.3kg



SPARES

COMPRESSION SPRAYERS

SCAN FOR
PRICING



1 YEAR
COMPONENTRY
WARRANTY

SURESPRAY DELUXE VITON SEAL & GASKET KIT

To suit models

SMPC0004L / SMPC0008L

CODE

CCP61925



ADJUSTABLE CONE NOZZLE

To suit SureSpray models

SMPC0004L / SMPC0008L / SMPCS0002L

CODE

CCP66003



PRO SERIES VITON REPAIR KIT

To suit Pro Series models:

SMPCP0004L / SMPCP0008L

CODE

CCP64601



PRO SERIES NOZZLE KIT

To suit Pro models

SMPCP0004L / SMPCP0008L

CODE

CCP68131



HOSE END SPRAYERS

1L

FOAMING HOSE END SPRAYER

FEATURES

- 940ml capacity
- Easy Trigger pull
- Translucent tank for easy viewing
- For cleaning products

**Dealer note: sold in 6/pack*



CODE	DESCRIPTION	DIMENSIONS	DRY WT
SMHCF0001L	940ml Chapin foaming sprayer	430 L x 101 W x 228 H	0.5kg

SCAN FOR PRICING



MULTIPURPOSE HOSE END SPRAYER

FEATURES

- 940ml capacity
- Brass mixing head
- 16 mixing ratios
- Built-in anti-siphon
- For fertiliser & herbicides

**Dealer note: sold in 6/pack*



CODE	DESCRIPTION	DIMENSIONS	DRY WT
SMHCA0001L	940ml Multipurpose hose end sprayer	228 L x 127 W x 228 H	0.6kg

SCAN FOR PRICING



BACKPACK SPRAYERS


CHAPIN 15L

1 YEAR
WARRANTY

15L HOME & GARDEN BACKPACK SPRAYER

FEATURES

Lever action piston pump
Left / right pump lever handle
1.2m spray hose
Poly shut-off trigger and lance
Large lid opening with basket filter
Translucent tank for easy level view



LOW SPILL RISK
with large lid opening
and basket for debris

COMFORTABLE DESIGN
with adjustable shoulder
straps and adjustable pump
handle



SPRAY PATTERN
adjustable spray
pattern poly tip nozzle



SCAN FOR
PRICING



CODE	DESCRIPTION	DIMENSIONS	DRY WT
SMKCH0015L	15L Home & Garden backpack sprayer	374 L x 228 W x 556 H	4.7kg



15L PRO SERIES DIAPHRAGM PUMP BACKPACK SPRAYER

FEATURES

- Lever action diaphragm pump
- 3-stage filtration system
- 1.2m transparent spray hose
- Poly spray lance
- Cushion grip shut-off trigger
- Adjustable brass, poly-cone and poly-fan nozzles
- Left / right pump lever handle
- Large lid opening with basket filter
- Translucent tank - easy viewing!
- Adjustable shoulder straps
- Viton seals - aggressive chemicals



COMFORTABLE
TRIGGER
with cushion grip



PADDED SHOULDER
STRAPS
with across chest
support straps



CODE	DESCRIPTION	DIMENSIONS	DRY WT
SMKCPD0015L	15L Pro Series diaphragm pump backpack sprayer	240 L x 240 W x 620 H	4.7kg

DIAPHRAGM vs. PISTON

WHY BUY A DIAPHRAGM PUMP OVER A PISTON PUMP?

DIAPHRAGM PUMP	PISTON PUMP
Suitable for wettable powders	Suitable for liquid concentrates only
Very reliable	Easy to maintain
Less pumping effort	Able to achieve higher pressures
Longevity with harsh chemicals	



SPARES

BACKPACK SPRAYERS

SCAN FOR
PRICING



1YEAR
COMPONENTRY
WARRANTY

CHAPIN DIAPHRAGM PUMP REPAIR KIT

To suit Pro Series model **SMKCPD0015L**

CODE

CCP68167



CHAPIN PISTON REPAIR KIT

To suit Home & Garden backpack model **SMKCH0015L**

CODE

CCP68234



PRO SERIES PISTON REPAIR KIT

To suit Pro Series backpack model **SMKCPP0015L**

CODE

CCP68235



CHAPIN LANCE TUBE ASSEMBLY

Suits all Chapin models with poly shut-off lance.



CODE

CCP68219

CHAPIN CUSHION GRIP SHUT-OFF ASSEMBLY

Suits all Chapin Pro Series sprayers.

CODE

CCP68138



LITHIUM ION BACKPACK SPRAYERS

15L | 16L



15L CHAPIN PRO SERIES 24V BATTERY BACKPACK SPRAYER

FEATURES

- 2hr continuous spray
- 3-stage filtration system
- Rechargeable 24V battery
- Viton and Santoprene seals
- 1.2m transparent spray hose
- Poly lance with cushion grip shut-off trigger
- Adjustable brass, poly-cone and poly-fan nozzles
- Adjustable padded shoulder straps
- Large lid opening with basket filter
- Battery charger inc.



LOW SPILL RISK
with large lid opening and basket filter

EASY BATTERY CHARGE

4hrs battery charge with charge indicator lights



SCAN FOR PRICING



CODE	DESCRIPTION	DIMENSIONS	DRY WT
SVBCP0015L	24V Pro Series Backpack	370 L x 221 W x 556 H	5.4kg





16L JACTO LITHIUM ION RECHARGEABLE BATTERY BACKPACK SPRAYER

FEATURES

15-70psi diaphragm pump
10hr/8hr continuous spray time
Fine pressure adjustment
Rechargeable 14V battery
NEW! FKM Seals
Adjustable shoulder straps
Easy, top carry handle
1.3m spray hose
600mm S/S lance
Quick clip swivel coupler
Battery charger inc.



USER FRIENDLY

easy to operate and store



DIGITAL PANEL

for complete control
and spray monitoring



**WEATHERPROOF
PUMP CHAMBER**
with easy access



**3 YEAR
WARRANTY**

*Tank colour may vary

SCAN FOR
PRICING



CODE	DESCRIPTION	DIMENSIONS	DRY WT
PCCUB0016L	16L Jacto Lithium-Ion 14V battery backpack sprayer - 8hr	350 L x 150 W x 450 H	5kg
PCCB0016L	16L Jacto Lithium-Ion 14V battery backpack sprayer - 10hr	350 L x 150 W x 450 H	5kg

SPARES

LITHIUM ION SPRAYERS



CHAPIN 24V LITHIUM ION BATTERY WITH CHARGER

Spare battery & charger
To suit rechargeable Chapin Pro Series
backpack **SVBCP0015L**



CODE

CCP68238

CHAPIN NOZZLE TO SUIT PRO SERIES

To suit rechargeable Chapin Pro Series



CODE

CCP68131

RED ADJUSTABLE CONE NOZZLE

Medium size output - suits Jacto backpack sprayer

CODE

CJP15024



BLUE ADJUSTABLE CONE NOZZLE

To suit Jacto backpack sprayer

CODE

CJP325787



COMMERCIAL BACKPACK SPRAYERS

15L | 16L

16L JACTO INDUSTRIAL BACKPACK SPRAYER

FEATURES

- Lever action piston pump
- Large 105mm lid opening reducing spill risk
- Easy adjustable shoulder straps
- 1.5m chemical hose with steel lance
- Cone and fan nozzles
- NEW!** FKM Seals - ideal for aggressive chemicals



CHAMBER
maintains pressure
with less pumping



EASE OF USE
with left or right
pump handle lever



**3 YEAR
WARRANTY**

SCAN FOR
PRICING



CODE	DESCRIPTION	DIMENSIONS	DRY WT
PCIU0016L	16L Jacto Industrial backpack sprayer	380 L x 180 W x 620 H	3.7kg

15L CHAPIN COMMERCIAL BACKPACK SPRAYER

FEATURES

- Dual action piston over diaphragm pump
- "JetClean" self cleaning pump technology
- 3-stage filtration system
- Left / right pump handle lever with easy stow function
- 1.2m transparent spray hose
- S/S lance with cushion grip trigger shut-off
- Adjustable brass, poly-fan and poly-cone nozzles
- Padded shoulders straps and back pad
- Viton seals - ideal for aggressive chemicals



**STAINLESS STEEL
LANCE**
for reliable spraying



JETCLEAN
pumps a powerful burst of
liquid through the filter with
each pump stroke



**2 YEAR
WARRANTY**

SCAN FOR
PRICING



CODE	DESCRIPTION	DIMENSIONS	DRY WT
SMKCC0015L	15L Chapin Commercial "JetClean" backpack sprayer	203 L x 203 W x 457 H	4.5kg

SPARES

COMMERCIAL SPRAYERS



CHAPIN DUAL-ACTION PUMP

To suit Chapin Commercial sprayer **SMKCC0015L**

CODE

CCP68224



CHAPIN LANCE TUBE ASSEMBLY

To suit all Chapin sprayers with poly shut-off

CODE

CCP68219



CHAPIN CUSHION GRIP SHUT-OFF ASSEMBLY

To suit all Chapin sprayers with cushion grip shut-off

CODE

CCP68138



JACTO LANCE TUBE

To suit Jacto backpack sprayer **PCIU0016L / PCD0012L**

CODE

CJP100131



JACTO HOSE & CLIP TUBE

To suit Jacto backpack sprayer **PCIU0016L**
5/16" x 1800mm

CODE

CJP48116



**2 YEAR
WARRANTY**

RAPIDMIX BACKPACK SPRAYERS

15L

FEATURES

40-60psi piston hand pump
2 x 1L separate chemicals tanks
Left / right pump handle
Mixing ratio dial
Mixes chemical 4ml-71ml per litre
Mix rate setting guide included
Adjustable nozzle tips - brass, poly-
cone and poly-fan
In-tank filter - removable
Ultra comfort padded straps
Wide 6" lid opening
Snap-in carry cap



Filter basket to
stop debris.

ULTRA COMFORT PADDED STRAPS

Easily adjusts to fit with additional
comfort back pad



Left / right
pump
handle.

PISTON HAND PUMP

40-60psi with pump
handle easily switching to
either side for left or right
hand pumping



SEPARATE CHEMICAL TANKS

Keeps the main tank chemical
free. 2 x 1L tank with each
backpack.

WAND & HOSE

1.2m clear hose with 58cm poly wand



SCAN FOR
PRICING



CODE

DESCRIPTION

DIMENSIONS

DRY WT

SMKCM0015L

15L RapidMix Backpack Sprayer

203 L x 203 W x 457 H

4.5kg

TROLLEY SPRAYERS

20L | 45L

20L RAPIDLINE 12V TROLLEY SPRAYER

FEATURES

- 12V 3.8L/min 40psi pump
- Lithium Ion battery
- 2.7m coiling hose
- Spray lance with adjustable nozzle
- Comfortable handle for pulling/pushing
- Large 8" heavy duty tyres
- Telescopic handle

WEATHERPROOF SWITCHES
and charging points
within easy reach

BROADCAST NOZZLE
included for
boom spraying

**2 YEAR
EXTENDABLE
WARRANTY**

SCAN FOR
PRICING



CODE	DESCRIPTION	DIMENSIONS	DRY WT
SVL0020L0038	20L RapidLine 12V Trolley Sprayer with 3.8L/min pump	470 L x 470 W x 365 H	13.6kg

45L CHAPIN 24V PUSH TROLLEY SPRAYER

FEATURES

- 3.8L/min 40psi pump
- 24V Lithium Ion battery powered
- Continuous 1.75hr spray per charge
- Translucent UV resistant tank
- Easily convert from spot spray to boom spray
- Poly wand adjustable to 450mm
- Adjustable brass, poly-fan and poly-cone nozzles
- Broadcast nozzle for boom spray
- 12" wide pneumatic tyres
- Powder-coated steel frame

ERGONOMIC HANDLES
Comfortable and easy to push
with easy access to On/Off switch

EASY PUMP ACCESS
Always within arms reach with
easy Spot or Boom spray valve

**2 YEAR
WARRANTY**

SCAN FOR
PRICING




CODE	DESCRIPTION	DIMENSIONS	DRY WT
SVL0045L0038	45L Chapin 24V Push Trolley Sprayer with 3.8L/min pump	530 L x 410 W x 630 H	18.3kg



SPARES

TROLLEY SPRAYERS



CHAPIN NOZZLE TO SUIT PRO SERIES

To suit rechargeable Chapin Pro Series

CODE

CCP68131



CHAPIN 24V LITHIUM ION BATTERY WITH CHARGER

Spare battery & charger

To suit rechargeable Chapin Trolley Sprayer model **SVL0045L0038**

CODE

CCP68238



150MM TEAL TANK LID

To suit Chapin Trolley Sprayer model **SVL0045L0038**

CODE

CCP68350



12V SPRAYERS & ACCESSORIES

MADE FOR SPOT & BOOM SPRAYING



SPOT OR BOOM SPRAYING

A solution to meet every spot or boom spraying application whether it be tow behind spraying, low profile for your quad or a larger, compact high capacity UTV sprayer. Ideal for small scale weed control or pest eradication, the 12V Sprayer range is suitable for the application of most fertilisers, pesticides, herbicides and more!

RAPIDLINE SPOT SPRAYERS

57L | 95L

2 YEAR
EXTENDABLE
WARRANTY

Packed with features, the RapidLine spot sprayer series are high performing, low maintenance and easy to operate!

FEATURES

- 3.8L/min 60psi 12V pump
- 3-stage filtration system
- UV resistant translucent tank
- Large lid with basket filter
- 4.5m spray hose
- Poly spray lance
- Adjustable poly-cone nozzle
- Drain plug



EASY ON/OFF TRIGGER
with lock on/off feature



A.

SCAN FOR
PRICING




	CODE	DESCRIPTION	DIMENSIONS	DRY WT
A.	SVS0057L0038	57L RapidLine 12V Spot Sprayer with 3.8L/min pump	800 L x 444 W x 360 H	6.3kg
	SVS0095L0038	95L RapidLine 12V Spot Sprayer with 3.8L/min pump	980 L x 470 W x 450 H	8.3kg



RAPIDLINE 12V TRAILER & BROADCAST NOZZLE SPRAYER

FEATURES


- 3.8L/min 40psi 12V pump
- Hitch mount tow behind trailer
- 1.2m spray width broadcast nozzle kit
- 3-stage filtration system
- UV resistant translucent tank
- Large lid with basket filter
- 4.5m spray hose
- Poly spray lance
- Adjustable poly-cone nozzle
- Durable steel frame
- Large pneumatic tyres



WET & MUDDY GROUND!
Large pneumatic tyres ideal for lawns.

SPOT TO BOOM

Convert your spot sprayer into a boom sprayer with broadcast nozzle kit and lid mount




CODE	DESCRIPTION	DIMENSIONS	DRY WT
A. SVT0057L0038B1	57L RapidLine 12V Spot Sprayer Trailer with 1.2m deflector	1520 L x 720 W x 560 H	16.3kg
SVT0095L0038B1	95L RapidLine 12V Spot Sprayer Trailer with 1.2m deflector	1520 L x 720 W x 750 H	18.3kg



**2 YEAR
EXTENDABLE
WARRANTY**







2 YEAR
EXTENDABLE
WARRANTY



Exclusive to Rapid Spray, the RapidMix, Australia's first and only spot sprayer with Clean Tank Technology - allowing for greater control over the mixing and measuring of chemicals and cleaning your sprayer.



RAPIDMIX SPOT SPRAYERS

57L | 95L

The RapidMix system allows you to save time and chemicals with the separate chemical and main tanks.

FEATURES

- 8.3L/min 60psi 12V pump
- 5L or 7L separate chemical tank
- 7 mixing rate settings 7 - 117ml/L
- Pressure gauge & regulator
- Quick switch boom or spot spray
- Flow control valve
- 4.5m spray hose
- Poly spray lance with cushion grip trigger
- UV resistant translucent tank for easy viewing
- Large lid opening - mess free mixing and filling
- Basket filter to stop debris

OPTIONAL UPGRADES

- 2m Spray Boom Kit
- 5m Boomless Spray Kit
- Adjustable Hitch Mount Trailer

MIXES ON EXIT

Chemicals and water mix upon pumping, leaving the main tank chemical free!



A.

COMPLETE SPRAYING CONTROL
flow control valves and 7 chemical dilution rates

UV TRANSLUCENT TANK
easy to view liquid levels in both main and chemical tanks

B.

SPARE CHEMICAL TANKS
have multiple chemical tanks in storage for quick easy changeover



CODE	DESCRIPTION	DIMENSIONS	DRY WT
SVSM0057L0038	57L RapidMix 12V Spot Sprayer with 5L chemical tank	978 L x 368 W x 476 H	10.9kg
PTCM0005L	5L RapidMix Chemical Tank (57L RapidMix only)	464 L x 298 W x 159 H	1.5kg
A. SVSM0095L0083	95L RapidMix 12V Spot Sprayer with 7L chemical tank	1118 L x 511 W x 460 H	14kg
B. PTCM0007L	7L RapidMix Chemical Tank (95L RapidMix only)	553 L x 222 W x 159 H	1.5kg

SCAN FOR PRICING



RAPIDMIX TRAILER & BOOM SPRAYER

FEATURES

- 8.3L/min 60psi 12V pump
- 5L or 7L separate chemical tank
- Hitch mount trailer with pneumatic tyres
- 7 mixing rate settings 7 - 117ml/L
- Pressure gauge & regulator
- Quick switch boom or spot spray
- Flow control valve
- 4.5m spray hose
- Poly spray lance with cushion grip trigger
- UV resistant translucent tank for easy viewing
- Large lid opening - mess free mixing and filling!
- Basket filter to stop debris

BOOM OPTIONS

- 2m Spray Boom kit
- 5m Boomless Spray kit

2 YEAR
EXTENDABLE
WARRANTY



	CODE	DESCRIPTION	DIMENSIONS	DRY WT
A.	SVTM0057L0083B2	57L RapidMix 12V Spot Sprayer Trailer with 2m boom	1365 L x 1040 W x 676 H*	23.4kg
	SVTM0095L0083B2	95L RapidMix 12V Spot Sprayer Trailer with 2m boom	1365 L x 1040 W x 760 H*	26.5kg
	SVTM0057L0083B5	57L RapidMix 12V Spot Sprayer Trailer with 5m boomless nzle.	1390 L x 740 W x 676 H*	22kg
B.	SVTM0095L0083B5	95L RapidMix 12V Spot Sprayer Trailer with 5m boomless nzle.	1390 L x 740 W x 760 H*	25.1kg

*Not including boom height (adjustable).



SPRAYER UPGRADE

SUITABLE FOR 57L & 95L SPRAYERS

2M DUAL NOZZLE BOOM SPRAY KIT

Minimum 6.8L/min pump
2m spray width
Adjustable height brackets

*Not including boom height (adjustable).

CODE	DIMENSIONS	DRY WT
ABSC020	1040 L x 45 W x 85 H*	2.5kg

SCAN FOR PRICING



BOOMLESS NOZZLE SPRAY KIT

Minimum 6.8L/min pump
1.2 - 5m spray width
Multiple boom setups
Fan tip or wide angle spray



CODE	DIMENSIONS	DRY WT
ABSC050	740 L x 70 W x 50 H	1.1kg

SCAN FOR PRICING



HITCH MOUNT TRAILER

Suits 57L and 95L sprayers*
Durable steel frame
Boom mount kit inc.
Large pneumatic tyres

*RapidLine / Flo / Mix spot sprayers only.

CODE	DIMENSIONS	DRY WT
ATK057095T	1320 L x 720 W x 310 H	10kg

SCAN FOR PRICING





15YR TANK
2YR PUMP
WARRANTY

SPOT RANGER 12V SPOT SPRAYER

60L | 95L

Designed with the user in mind, the Australian Made Spot Ranger is easy to use, low maintenance and ideal for spot or trailer boom spraying!

FEATURES

- 8.3L/min 60psi Delavan 12V pump
- Pressure gauge & regulator
- 6m x 10mm spray hose
- Powerjet spray gun - 700mm
- UV resistant tank
- Front or rear hose wraps
- Large lid opening
- Basket filter to stop debris

OPTIONAL UPGRADES

- Zero Turn Trailer kit
- 2m Spray boom kit
- 3m Spray boom kit


RELIABLE & DURABLE

Delavan 12V pump with pressure regulator and gauge

A.



B.



140° DEFLECTOR NOZZLE

for complete spray coverage



**Old style trailer pictured.*

FIT TO YOUR NEEDS

with the front or rear hose wrap mounting points



TOW BEHIND TRAILER SPRAYER

Ideal for either boom spraying or spot spraying in larger areas.



CODE	DESCRIPTION	DIMENSIONS	DRY WT
SVR0060L0083	60L Spot Ranger with 8.3L/min 12V Delavan Pump	1000 L x 480 W x 380 H	10kg
A. SVR0095L0083	95L Spot Ranger with 8.3L/min 12V Delavan Pump	1000 L x 480 W x 490 H	11kg
SVRT0095L0083ZB2	95L Spot Ranger w/ Hitch Mount Trailer and 2m Spray Boom	1200 L x 1000 W x 810 H	25kg
B. SVRT0095L0083ZB3	95L Spot Ranger w/ Hitch Mount Trailer and 3m Spray Boom	1200 L x 1100 W x 810 H	26kg

SCAN FOR PRICING



SPRAYER UPGRADE

SUITABLE FOR SPOT RANGER

ZERO TURN TRAILER

Mounts a variety of boom kits
Suits Spot Ranger 60L & 95L only
Ideal for mower tow-behind

**Do not exceed 10kph*



CODE	DESCRIPTION	DIMENSIONS
ATK06095TZ	Zero Turn Trailer	1180 L x 1100 W x 550 H



**Image shows old style trailer.*

SPRAY BOOM KITS

140° deflector nozzle
Breakaway & fold arms - 3m/4m only
2/3/4m spray widths



ABSC020 - 2m




ABS030 - 3m



ABS040 - 4m

CODE	DESCRIPTION	DIMENSIONS
ABSC020	2m Spray Boom kit	1040 L x 75 W x 85 H
ABS030	3m Boom kit, folding arms	2120 L x 75 W x 85 H
ABS040	4m Boom kit, folding arms	3100 L x 75 W x 85 H





12V MARSHAL-Q


250L | 325L

15YR TANK
2YR PUMP
WARRANTY

Purpose built to save valued space; a high capacity, easy to operate UTV sprayer!

FEATURES

- UV stabilised polyethylene tank
- 8.3L/min 60psi 12V Delavan pump
- 6m x 10mm spray delivery hose
- Powerjet spray gun - 700mm
- Powder coated steel pump plate and hose wrap
- 3.6m 12V Electrical leads
- 250mm Screw lid complete with basket filter
- Anti-spill lip around lid opening
- Compact, moulded design with in-built handles and tie-down points at front and rear
- Front drain bung



STEP BAFFLED TANK
helps reduce slosh & surge with moulded tie-down points

Dimensions and weight may vary due to the manufacturing process.
For confirmed weights and dimensions, please contact Rapid Spray.

SCAN FOR PRICING


CODE	DESCRIPTION	DIMENSIONS	DRY WT
A. SU0250AL0083	250L Marshal-Q with 8.3L/min pump, 6m hose	910 L x 730 W x 670 H	30kg
SU0325L0083	325L Marshal-Q with 8.3L/min pump, 6m hose	880 L x 1000 W x 750 H	30kg



12V MARSHAL-Q MANUAL

FEATURES

- UV stabilised polyethylene tank
- 8.3L/min 60psi 12V Delavan pump
- Pressure regulator & gauge
- Boom outlet
- 30m x 10mm Poly Rapid Reel
- Powerjet spray gun - 700mm
- Powder coated steel pump plate
- 3.6m 12V Electrical leads
- 250mm Screw lid with basket filter
- Anti-spill lip around lid opening
- Compact, moulded design with in-built handles and tie-down points at front and rear
- Front drain bung



Dimensions and weight may vary due to the manufacturing process.
For confirmed weights and dimensions, please contact Rapid Spray.

CODE	DESCRIPTION	DIMENSIONS	DRY WT
SU0250AL0083H3	250L Marshal-Q with 30m Manual Poly Hose Reel	910 L x 730 W x 835 H	39.7kg
A. SU0325L0083H3	325L Marshal-Q with 30m Manual Poly Hose Reel	-	-

SCAN FOR PRICING



12V BUDDY MARSHAL-Q

FEATURES

- 250L UV stabilised polyethylene tank
- 8.3L/min 60psi 12V Delavan pump
- 50m Buddy Smart Reel
- Powerjet spray gun - 700mm
- Powder coated steel pump plate and hose wrap
- 3.6m 12V Electrical leads
- 250mm Screw lid complete with basket filter
- Anti-spill lip around lid opening
- Compact, moulded design with in-built handles and tie-down points at front and rear
- Front drain bung



BUDDY SMART REEL
Remote controlled auto rewind hose reel with in-built radio system and on-board control panel.



A.

SCAN FOR PRICING



CODE	DESCRIPTION	DIMENSIONS	DRY WT
A. SU0250AL0083R5	250L Buddy Marshal-Q with 50m Buddy Smart Reel	910 L x 730 W x 940 H	60kg



*Picture for marketing purposes only. Hose wrap not included.

12V MARSHAL-Q + VERSATILE BOOM

250L

15YR TANK
2YR PUMP
WARRANTY



Dimensions and weight may vary due to the manufacturing process. For combined weights and dimensions, please contact Rapid Spray.

MARSHAL-Q OPTIONS

SUITABLE FOR ALL MODELS



MARSHAL ANGLED MOUNTING FEET

Promotes complete drainage
Powder coated steel feet frame
Mounting hardware inc.
250L Marshal units only
(standard on Boom Ready Model)



CODE	DESCRIPTION
ASKSFTK	Marshal Galvanised Feet



*Assembly required on all products.

15YR TANK
2YR PUMP
WARRANTY

12V FARMMAX

200L

Designed for go anywhere spraying, the FarmMax is built for heavy duty spraying.

FEATURES

- 200L UV stabilised polyethylene tank
- 8.3L/min 60psi 12V Delavan pump
- Pressure regulator and gauge
- 6m x 10mm spray delivery hose
- Powerjet spray gun - 700mm
- Single (S/A) axle steel trailer
- 22" high flotation tyres
- 50mm tow hitch
- Rear boom mount
- Pump housed in weatherproof cover
- 3.6m 12V Electrical leads
- 250mm Screw lid complete with basket filter
- Anti-spill lip around lid opening

PUMP PERFORMANCE

with 8.3L/min 60psi 12V
Delavan pump

A.

BOOM SWITCH

easily switch between
boom or spot spraying

22" TYRES

ideal for most muddy
and rough terrain

CODE

DESCRIPTION

DIMENSIONS

A.	PRAV0200L0083	200L FarmMax Single Axle Trailer w/ 8.3L/min 60psi pump	1980 L x 1310 W x 910 H
	PRAV0200L0083H3	200L FarmMax Single Axle Trailer w/ 30m Manual Poly Rapid Reel	-

SCAN FOR
PRICING



12V FARMMAX + VERSATILE BOOM

FEATURES

- 200L UV stabilised polyethylene tank
- 8.3L/min 60psi 12V Delavan pump
- Pressure regulator and gauge
- Versatile 4m spray width boom
- Lightweight UTV Hitch mount with 50mm tow hitch
- 6m x 10mm spray delivery hose
- Powerjet spray gun - 700mm
- Single (S/A) axle steel trailer
- 22" high flotation tyres
- 50mm tow hitch
- Rear boom mount
- Pump housed in weatherproof cover
- 3.6m 12V Electrical leads
- 250mm Screw lid complete with basket filter
- Anti-spill lip around lid opening



VERSATILE BOOM
4m spray width with 110° low drift nozzles. See page 80 for more information.

15YR TANK
2YR PUMP
WARRANTY



TOUGH, FLOTATION TYRES
Ideal for rough, muddy terrain



**UPGRADE WITH 30M
POLY MANUAL REEL**
10mm spray hose
*Hose wrap pictured not included.



CODE	DESCRIPTION	DIMENSIONS
A. PRAV0200L0083BV04	200L FarmMax S/A Trailer w/ Versatile Boom	2300 L x 1310 W x 910 H
PRAV0200L0083BV04H3	200L FarmMax S/A Trailer w/ Versatile Boom, 30m Poly Reel	2300 L x 1310 W x 1480 H

SCAN FOR
PRICING

UTV SPRAYERS

THE COMPACT SPRAYER RANGE



GO ANYWHERE SPRAYING MOBILITY

UTV's are fast becoming the vehicle of choice for many people wanting to get around their properties fast and safely. They also offer the added benefit of being able to carry large loads while easily traversing hard to reach terrain. Making sure you have the right sprayer to suit your UTV is paramount.

MARSHAL PLUS

250L

Keep spraying simple with the low maintenance, high performance compact Australian Made Marshal Plus UTV sprayer!

FEATURES

- 250L UV stabilised polyethylene tank
- Compact, moulded design with in-built handles and tie-down points at front and rear
- 12.0L/min Commando Pump
- Pressure regulator & gauge
- GX35 Honda motor
- 30m manual hose reel
- Turbo 400 spray gun
- 10L handwash tank with tap
- 250mm Screw lid complete with basket filter
- Anti-spill lip around lid
- Front drain bung

10L HANDWASH TANK
with tap for easy cleaning
*Manual reel versions only



15YR TANK
1YR ENGINE
1YR PUMP
WARRANTY



B.

BUDDY SMART REEL UPGRADE

Remote controlled auto
rewind hose reel with
in-built radio system and
on-board control panel.

See page 89 for more
information.



POWER SPRAYING
with Turbo 400 spray gun with
multiple spraying patterns

CODE	DESCRIPTION	DIMENSIONS	DRY WT
A. SU0250AL0120H	250L Marshal Plus with 30m Manual Hose Reel	910 L x 730 W x 700 H	37kg
B. SU0250AL0120R5	250L Marshal Plus with 50m Buddy Smart Reel	910 L x 730 W x 940 H	67kg

SCAN FOR
PRICING







MARSHAL PRO

250L


The Marshal Pro stands out from the rest as the most compact, powerful sprayer designed for the UTV. Power and mobility when you need it most!

FEATURES


250L UV stabilised polyethylene tank
Compact, moulded design with in-built tie-down points at front and rear
33L/min 580psi Maruyama pump
GX200 Honda motor
50/100m Buddy Smart Reel
Turbo 400 spray gun
3-way Regulator and gauge
Galvanised steel mounted angled feet
Powder coated steel pump plate
250mm screw lid w/ basket filter
Anti-spill lip around lid
Front drain bung

30M POLY MANUAL RAPID REEL OPTION

15yr poly warranty
10mm spray hose
Easy rewind rotating handle



B.



A.

TAKE BACK SPRAYING POWER

with the custom walking pace 'MyPace' radio remote with the Buddy Smart Reel



**COMPACT BUT POWERFUL
SPRAYING PERFORMANCE**
with 33L/min Maruyama with
GX200 Honda motor

**15YR TANK
3YR ENGINE
3YR PUMP
3YR REEL
WARRANTY**

CODE	DESCRIPTION	DIMENSIONS
A. SU0250AL0330H3	250L Marshal Pro with 30m Manual Hose Reel	910 L x 730 W x 935 H
B. SU0250AL0330R5	250L Marshal Pro with 50m Buddy Smart Reel - 10mm hose	910 L x 730 W x 960 H
B. SU0250AL0330R18	250L Marshal Pro with 100m Buddy Smart Reel - 8mm hose	910 L x 730 W x 960 H

SCAN FOR
PRICING



MARSHAL PRO

325L

The Marshal Pro stands out from the rest as the most compact, powerful sprayer designed for the UTV. Power and mobility when you need it most!

FEATURES

- 325L UV stabilised polyethylene tank
- Compact, moulded design with in-built tie-down points at front and rear
- 33L/min 580psi Maruyama pump
- GX200 Honda motor
- 100m x 8mm Buddy Smart Reel
- Turbo 400 spray gun
- 3-way Regulator and gauge
- Galvanised steel mounted angled feet
- Powder coated steel pump plate
- 250mm screw lid w/ basket filter
- Anti-spill lip around lid
- Front drain bung

30M POLY MANUAL RAPID REEL OPTION

- 15yr poly warranty
- 10mm spray hose
- Easy rewind rotating handle

DOUBLE REEL SPRAYING POWER

never before available on a compact UTV sprayer!

15YR TANK
3YR ENGINE
3YR PUMP
3YR REEL
WARRANTY



TAKE BACK SPRAYING POWER
with the custom walking pace 'MyPace'
radio remote with the Buddy Smart Reel

SCAN FOR PRICING



CODE	DESCRIPTION	DIMENSIONS
A. SU0325L0330H3	325L Marshal Pro with 30m Manual Hose Reel	-
SU0325L0330R18	325L Marshal Pro with 100m Buddy Smart Reel - 8mm hose	-
B. SU0325L0330TR18	325L Marshal Pro with Twin 100m Buddy Smart Reel - 8mm hose	-

MARSHAL OPTIONS

SUITS MARSHAL PLUS & MARSHAL PRO

SCAN FOR
PRICING



MARSHAL ANGLED MOUNTING FEET

Galvanised steel feet frame
Mounting hardware inc.
Increased drainage
Forklift safe
Standard on Pro models



CODE

ASKSFTK

**Suits 250L models only.*

BOOMLESS NOZZLE KITS

Ideal for use with ATV sprayers or ute sprayers.

2m x 10mm hose & clamps

Brass boomless nozzle

Steel mounting bracket & fittings

See page 78 for more information.



CODE

ABK02K

ABK05K

ABK10K

VERSATILE BOOM

1.2m wide

4m spray width

110° low drift nozzles

TeeJet OC-04 brass

offset end nozzles

See page 80 for more information.



CODE

ABVL040

LIGHTWEIGHT UTV HITCH MOUNT

Galvanised steel frames

Mounting hardware inc.

Suits Versatile Boom and Boomless Nozzles

See page 84 for more information.



CODE

ATKUBM50MMLW



FARMMAX PLUS

200L

A versatile option for boom or spot spraying with low maintenance, high performance spraying power.



FEATURES

- 200L UV stabilised polyethylene tank
- 12.0L/min Commando Pump
- GX35 Honda motor
- 30m manual hose reel
- Turbo 400 spray gun
- Single axle steel trailer - 5yr warranty
- 22" high flotation tyres
- 50mm tow hitch
- Rear boom mount
- 250mm Screw lid complete with basket filter
- Anti-spill lip around lid opening



BOOM MOUNT READY
Mounting brackets ideal for small to medium spray booms.

**15YR TANK
1YR ENGINE
1YR PUMP
WARRANTY**



MULTIPLE SPRAY PATTERNS
on Turbo 400 spray gun

SCAN FOR PRICING



CODE	DESCRIPTION	DIMENSIONS
A. PRAA0200L0120H	200L FarmMax Plus with 12.0L/min Commando pump	1980 L x 1310 W x 910 H



12V FARMMAX PLUS + VERSATILE BOOM

FEATURES

- 200L UV stabilised polyethylene tank
- 12.0L/min Commando Pump
- GX35 Honda motor
- 30m manual hose reel
- Turbo 400 spray gun
- Versatile 4m spray width boom
- Single axle steel trailer
- 22" high flotation tyres
- 50mm tow hitch
- Rear boom mount
- Pump housed in weatherproof cover
- 3.6m 12V Electrical leads
- 250mm Screw lid complete with basket filter
- Anti-spill lip around lid opening

IDEAL FOR USE WITH BOOMLESS NOZZLE

- #2 or #5 Boomless Nozzle
- 2m spray hose & clamps

See page 78 for more information.

ADJUSTABLE HEIGHT BRACKETS

To mount boom at required level.

SCAN FOR PRICING



Dimensions and weight may vary due to the manufacturing process.
For confirmed weights and dimensions, please contact Rapid Spray.

CODE	DESCRIPTION	DIMENSIONS
A. PRAA0200L0120HBV04	200L FarmMax Plus with Versatile Boom	2400 L x 1310 W x 910 H



FARMMAX UPGRADES

SUITS FARMMAX PLUS & FARMMAX PRO



BOOMLESS NOZZLE KITS

Ideal for use with ATV sprayers or Ute sprayers.
2m x 10mm hose & clamps
Brass boomless nozzle
Steel mounting bracket & fittings
See page 78 for more information.

CODE
ABK02K
ABK05K
ABK10K



VERSATILE BOOM

1.2m wide
4m spray width
110° low drift nozzles
TeeJet OC-04 brass
offset end nozzles
See page 80 for more
information.

CODE
ABVL040



4M POLY BOOM

Breakaway arms
110° non-drip nozzles
Impact proof poly
See page 81 for more information.
*Fitting required.

CODE
ABP040



PROFESSIONAL FIELD SPRAYERS

THE COMPACT SPRAYER RANGE



HIGH PERFORMANCE SPRAYING POWER

From the compact SprayScouts - designed for the UTV - to the larger Ultimates - ideal for the back of your ute - get the right high performing field sprayer to suit your requirements. Giving you the spraying power you need, the capacity required and the features you want, these Australian Made field sprayers are reliable, tough and built to stand all spraying conditions!



SPRAYSCOUT BUDDY

360L / 600L

The ultimate remote control reel compact sprayer ideal for UTV spraying in hard to reach places.

FEATURES

- 360L / 600L UV stabilised polyethylene tank
- 33L/min 580psi Maruyama pump
- Pressure regulator & gauge
- GX200 Honda motor
- 100 / 150m Buddy Smart Reel
- Turbo 400 spray gun
- 17L rinse and flush tank
- Weatherproof draw for battery
- Suction filter and drain valve
- Forklift pockets for easy loading
- 250mm screw lid complete with basket filter
- Moulded tie-down points
- Anti-spill lip around lid
- Basket filter to reduce debris



A.



COMPACT 600L IDEAL FOR UTES

designed to fit between the wheel arches of a dual cab ute

REMOTE CONTROLLED REEL

See page 89 for more information.



EASY LEVEL VIEW

with site gauge on all models

**15YR TANK
3YR ENGINE
3YR PUMP
3YR REEL
WARRANTY**

CODE	DESCRIPTION	DIMENSIONS
A. PUS0360L0330R1	360L SprayScout with 100m Buddy Smart Reel	910 L x 1100 W x 900 H
PUS0600L0330R1	600L SprayScout with 100m Buddy Smart Reel	1260 L x 1100 W x 920 H
PUS0360L0330R6	360L SprayScout with 150m Buddy Smart Reel	910 L x 1100 W x 900 H
PUS0600L0330R6	600L SprayScout with 150m Buddy Smart Reel	1260 L x 1100 W x 920 H

SCAN FOR PRICING





SPRAYSCOUT TWIN BUDDY

360L / 600L

Giving you the spraying power you need and the mobility you need, the SprayScout allows you to reach those hard to get to places.

FEATURES

360L / 600L UV stabilised polyethylene tank
45L/min 580psi Maruyama pump
Pressure regulator & gauge
GX200 Honda motor
100 / 150m Buddy Smart Reel
Turbo 400 spray gun
17L rinse and flush tank
Tank level site gauge
Weatherproof draw for batteries
Suction filter and drain valve
Forklift pockets for easy loading
250mm screw lid complete with basket filter
Moulded tie-down points
Anti-spill lip around lid
Basket filter to reduce debris



150M BUDDY SMART REEL

Increase your spraying performance with the 150m hose length. See page 89 for more information.



DOUBLE REEL SPRAYING POWER


great for getting the job done quickly and efficiently!

**15YR TANK
3YR ENGINE
3YR PUMP
3YR REEL
WARRANTY**



GALVANISED FORKLIFT POCKETS

fully enclosed for safety and quick loading



SUCTION FILTER & DRAIN VALVE

for fast and efficient draining of tank

CODE	DESCRIPTION	DIMENSIONS
A. PUS0360L0450TR1	360L SprayScout Buddy with Twin 100m Buddy Smart Reel	910 L x 1120 W x 900 H
PUS0600L0450TR1	600L SprayScout Buddy with Twin 100m Buddy Smart Reel	1260 L x 1120 W x 920 H
PUS0360L0450TR6	360L SprayScout Buddy with Twin 150m Buddy Smart Reel	910 L x 1120 W x 900 H
PUS0600L0450TR6	600L SprayScout Buddy with Twin 150m Buddy Smart Reel	1260 L x 1120 W x 920 H

SCAN FOR
PRICING



SPRAYSCOUT TWIN BUDDY + 6M STEEL BOOM

360L

CALL RAPID SPRAY FOR THE COMPLETE
MARSHAL PRO AND BOOM SETUP OPTIONS

15YR TANK
3YR ENGINE
3YR PUMP
3YR REEL
WARRANTY



SPRAYSCOUT UPGRADES

SUITS ALL SPRAYSCOUT MODELS

*Fitting
required on
all upgrades.

SCAN FOR
PRICING



BOOM MOUNT BRACKETS

Galvanised steel frame
360L / 600L
5yr frame warranty

CODE

ATMBMS360

ATMBMS600



BOOMLESS NOZZLE KITS

Ideal for use with UTV sprayers or ute sprayers.
2m x 10mm hose & clamps
Brass boomless nozzle
Steel mounting bracket & fittings
See page 78 for more information.

CODE

ABK02K

ABK05K

ABK10K



4M POLY BOOM

Breakaway arms
110° non-drip nozzles
Impact proof poly
See page 81 for more information.

CODE

ABP040



VERSATILE BOOM

1.2m wide
4m spray width
110° low drift nozzles
TeeJet OC-04 brass
offset end nozzles

See page 80 for more
information.

CODE

ABVL040



6M STEEL BOOM


6m spray width
110° low drift nozzles

See page 82 for more information.

CODE

ABMF060KF





ULTIMATE FIELD SPRAYER

600L / 800L / 1000L

**15YR TANK
3YR ENGINE
3YR PUMP
3YR REEL
WARRANTY**

Mounted to the unique heavy duty galvanised frame with complete drainage sump tank, the Ultimate sprayer makes weed spraying an ease!

FEATURES

- UV stabilised polyethylene tank
- 33L/min 580psi Maruyama pump
- Pressure regulator & gauge
- GX200 Honda motor
- 100m Buddy Smart Reel
- Turbo 400 spray gun
- Suction filter and drain valve
- Galvanised steel frame
- Forklift pockets and sling points
- Fully draining sump tank
- 250mm screw lid
- Moulded tie-down points
- Anti-spill lip around lid
- Basket filter to reduce debris

FULLY DRAINING SUMP TANK
easy to clean and get the most out of your sprayer

STABLE DESIGN
with tie down points for peace-of-mind spraying

**REMOTE CONTROLLED
12V / 24V REEL**
See page 89 for more information.

SLING IT / FORK IT
Easy transfer and storage!

**AVAILABLE WITH POLY
MANUAL REEL**
Ring 1800 011 000 or ask in-store for pricing.

GENUINE HONDA ENGINE
Performance guarantee with 3 year Honda warranty

*Pictured with Bertolini pump

CODE	DESCRIPTION	DIMENSIONS	DRY WT
A. PUF0600L0330R1	600L Ultimate Field Sprayer with 100m Buddy Smart Reel	1950 L x 1150 W x 890 H	126kg
PUF0800L0330R1	800L Ultimate Field Sprayer with 100m Buddy Smart Reel	1950 L x 1200 W x 700 H	144kg
PUF1000L0330R1	1000L Ultimate Field Sprayer with 100m Buddy Smart Reel	1950 L x 1200 W x 1045 H	146kg

SCAN FOR PRICING



ULTIMATE TWIN BUDDY

600L / 800L / 1000L

15YR TANK
3YR ENGINE
3YR PUMP
3YR REEL
WARRANTY

Make weed spraying easy with double the power of the twin remote controlled Buddy Smart Reel Ultimate Field Sprayer!

FEATURES

- UV stabilised polyethylene tank
- 45L/min 580psi Maruyama pump
- Pressure regulator & gauge
- GX200 Honda motor
- Twin 100 / 150m Buddy Smart Reel
- Turbo 400 spray gun
- Suction filter and drain valve
- Galvanised steel frame
- Forklift pockets and sling points
- Fully draining sump tank
- 250mm screw lid
- Moulded tie-down points
- Anti-spill lip around lid
- Basket filter to reduce debris



AVAILABLE WITH 54L/MIN
BERTOLINI PUMP UPGRADE

Ring 1800 011 000 or ask
in-store for pricing.




REMOTE
CONTROLLED



TOUGH AUSTRALIAN TANK
with 15 year warranty for
guaranteed peace of mind

A.



GALVANISED STEEL FRAME
made to suit the toughest of
Australian conditions

DOUBLE SPRAYING POWER
with twin Buddy Smart Reels
for easy tandem spraying

*Pictured with Bertolini pump

CODE	DESCRIPTION	DIMENSIONS
PUF0600L0450TR1	600L Ultimate Field Sprayer with Twin 100m Buddy Smart Reel	2000 L x 1150 W x 890 H
PUF0800L0450TR1	800L Ultimate Field Sprayer with Twin 100m Buddy Smart Reel	2000 L x 1200 W x 700 H
A. PUF1000L0450TR1	1000L Ultimate Field Sprayer with Twin 100m Buddy Smart Reel	2000 L x 1200 W x 1045 H
PUF0600L0450TR6	600L Ultimate Field Sprayer with Twin 150m Buddy Smart Reel	2000 L x 1150 W x 890 H
PUF0800L0450TR6	800L Ultimate Field Sprayer with Twin 150m Buddy Smart Reel	2000 L x 1200 W x 700 H
PUF1000L0450TR6	1000L Ultimate Field Sprayer with Twin 150m Buddy Smart Reel	2000 L x 1200 W x 1045 H

SCAN FOR
PRICING



ULTIMATE FIELD SPRAYER

+ 6M STEEL BOOM

600L

CALL RAPID SPRAY FOR THE COMPLETE
ULTIMATE FIELD SPRAYER AND BOOM SETUP
OPTIONS

15YR TANK
3YR ENGINE
3YR PUMP
3YR REEL
WARRANTY



ULTIMATE FIELD SPRAYER UPGRADES

SUITS ALL ULTIMATE MODELS

SCAN FOR
PRICING



*Fitting
required.

HONDA ELECTRIC START UPGRADE

Honda GX200E Petrol engine
Electric start

**Upgrade price only*

CODE


Add 'E' to code
before REEL (T/R1)



BOOM CONTROL KIT

To suit Ultimate with 33L/min Maruyama pump
Fitted to Ultimate Field Sprayer

**Required for boom spraying with
Maruyama pump.*



CODE

ADD 'BR' TO END OF CODE

4M POLY BOOM

Breakaway arms
110° non-drip nozzles
Impact proof poly

See page 80 for more information.



CODE

ABP040

24V HATZ DIESEL ENGINE UPGRADE

Hatz 1B30 single cylinder diesel engine
24V electric start
Battery pack inc.

**Upgrade price only*

CODE

Add 'D' to code
before REEL (T/R1)



BOOM MOUNT BRACKETS

Galvanised steel frame

See page 84 for more
information.

**Required for all boom setups*



CODE

ATMBMB

STEEL BOOM

6 / 8 / 10m width
110° low drift nozzles

See page 81 for more information.



CODE

ABMF060KF

ABMF080KF

ABMF100KF

LINKAGE SPRAYERS

12V & PTO OPTIONS



BUILT TO PERFORM

The Linkage Sprayers range is packed with features to ensure you get the most out of your 3-point linkage unit. With smart contoured, low profile tank designs, easy access pumps and valves and the unique in-built handwash tanks, these Australian Made linkage sprayers are truly in a class of their own!

FERTLINK

500L

European built, the FertLink is a heavy duty 3-point linkage spreader ideal for granular or powdered fertiliser.

FEATURES

- 500L capacity hopper
- Anti-corrosive translucent poly
- Adjustable rate setting - easy reach of cab
- Stainless steel hardware
- Powdered coated tubular steel frame
- 3-point hitch
- CAT 1 and CAT 2 pins
- 3 selectable spreading patterns
- Maintenance free gearbox
- PTY shaft supplied
- Multipurpose mounting
- Suitable for: seed, fertiliser, slug pellets.



CODE	DESCRIPTION	DIMENSIONS
A. SASP500L	500L FertLink Spreader Assembly Required	1260 L x 1330 W x 1330 H
SASP500LA	500L FertLink Spreader Fully Assembled	1260 L x 1330 W x 1330 H
CWP31187	Cover for FertLink Spreader	N/A





FIELDLINK ECO

400L | 600L | 800L

With the contoured tank design, the FieldLink makes spraying simple - tackle steep terrain, maintain with ease, spray with confidence.

FEATURES

- UV stabilised polyethylene tank
- 75L/min 217psi Bertolini pump
- 15m x 10mm spray delivery hose
- Powerjet spray gun
- 3-way regulator & gauge
- 15L fresh water tank with tap
- 3-point linkage galvanised steel frame
- Category 1 & 2 pins
- Forklift pockets - for safe loading!
- Site level gauge
- Large 450mm hinge lid
- Large basket filter to stop debris
- PTO shaft with all models

UPGRADE WITH 30M POLY MANUAL HOSE REEL

30m x 10mm spray hose
With lock in place pin and easy rotating handle.

See page 73 for more info.
**Not fitted.*

LARGE HINGED LID
Don't lose your lid in the middle of a field!

**15YR TANK
1YR PUMP
5YR FRAME
WARRANTY**

EASY ACCESS CONTROLS
within hand distance from the cab of an open tractor

FORKLIFT POCKETS
easy storage and loading

CODE	DESCRIPTION	DIMENSIONS
A. SLF0400L	400L FieldLink Eco with 75L/min Bertolini pump	940 L x 750 W x 1180 H
SLF0600L	600L FieldLink Eco with 75L/min Bertolini Pump	1230 L x 890 W x 1550 H
SLF0800L	800L FieldLink Eco with 75L/min Bertolini Pump	1200 L x 890 W x 1750 H

SCAN FOR PRICING




FIELDLINK PRO

400L | 600L | 800L

With the in-built hand wash tank, easy access controls or the optional hose reel upgrade, the FieldLink has been designed and built to make spraying easier in the field.

FEATURES

- UV stabilised polyethylene tank
- 75L/min 217psi Bertolini pump
- 15m x 10mm spray delivery hose
- Powerjet spray gun
- 3-way multi-control regulator & gauge
- 15L fresh water tank with tap
- 40L - 70L flush tank
- 3-point linkage galvanised steel frame
- Category 1 & 2 pins
- Forklift pockets - for safe loading!
- Site level gauge
- Large 450mm hinge lid
- Large basket filter to stop debris
- PTO shaft with all models



UPGRADE WITH 50M BUDDY SMART REEL

50m x 10mm spray hose
Remote controlled hose reel with brushless motor.

See page 73 for more info.
**Not fitted.*



UPGRADE ELECTRIC CONTROLS

Easy spraying from the cab of your vehicle. **Upgrade pictured.*

**15YR TANK
1YR PUMP
5YR FRAME
WARRANTY**



A.



DRAIN & FLUSH VALVE

Easily flush pump and lines and drain main tank.



CODE	DESCRIPTION	DIMENSIONS
PLF0400L0750	400L FieldLink Pro with 75L/min Bertolini pump, 40L flush tank	940 L x 750 W x 1180 H
PLF0600L0750	600L FieldLink Pro with 75L/min Bertolini pump, 70L flush tank	1230 L x 890 W x 1550 H
A. PLF0800L0750	800L FieldLink Pro with 75L/min Bertolini pump, 70L flush tank	1200 L x 890 W x 1550 H

SCAN FOR PRICING



FIELDLINK UPGRADES

BOOMLESS NOZZLES & BOOMS

BOOMLESS NOZZLE

90° or 180° brass nozzle
 Stainless steel bracket
 2m x 10mm spray hose with clamps
 FieldLink boom mount adaptor



90°



180°



CODE	ORDER SUFFIX	DESCRIPTION
ABK05FLK	BN05	#5 - 14m Boomless Nozzle Kit with boom mount adaptor (add BN05 to code)
ABK10FLK	BN10	#10 - 15m Boomless Nozzle Kit with boom mount adaptor (add BN10 to code)
ABK20FLK	BN20	#20 - 17m Boomless Nozzle Kit with boom mount adaptor (add BN20 to code)

SCAN FOR PRICING

STEEL BOOM

6m / 8m / 10m Steel boom
 110° non-drip nozzles
 Swing, breakaway arms
 Hot-dip galvanised - rust free protection



NEW STYLE!



CODE	DESCRIPTION	DIMENSIONS	DRY WT
ABMF060KF	6m Flat Fold Steel Boom	2150 L x 1700 W x 250 H	38kg
ABMF080KF	8m Flat Fold Steel Boom	2150 L x 1750 W x 250 H	43kg
ABMF100KF	10m Flat Fold Steel Boom	2500 L x 1750 W x 250 H	48kg

SCAN FOR PRICING

POLY BOOM

15yr guaranteed poly arms
 110° non-drip nozzles
 Swing, breakaway arms



CODE	DESCRIPTION	DIMENSIONS	DRY WT
ABP040	4m Poly Boom with X-Fold breakaway arms	1120 L x 1330 W x 200 H	18kg

SCAN FOR PRICING

FIELDLINK UPGRADES

HOSE REELS & REGULATORS

30M MANUAL HOSE REEL

**FieldLink upgrade price only.*

30m x 10mm spray hose

Heavy duty poly

Easy rotating handle

**Not fitted. Mounting required.*

See page
86 for more
information.



CODE	DESCRIPTION	DIMENSIONS	DRY WT
ATHW05B030M10	30m Base Mount Poly Hose with 30m Spray Hose	460L x 280 W x 480 H	9.7kg

BUDDY SMART REEL

**FieldLink upgrade price only.*

50m x 10mm spray hose

Brushless motor

Turbo 400 spray gun

**Not fitted. Mounting required.*

See page
89 for more
information.



CODE	DESCRIPTION	DIMENSIONS	DRY WT
ATHB050M10FL	50m Buddy Smart Reel with Remote Control	536 L x 230 W x 538 H	29kg


ELECTRIC ON/OFF CONTROLLER

4-way manual valve controller

Electric On/Off

140L/min 20 bar

Manual pressure control



ORDER CODE

ADD 'EMC' TO CODE

ELECTRIC CONTROLLER

3 electric section valve controls

1 manual section valve control

Electric On/Off

140L/min 20 bar

Manual pressure control



ORDER CODE

ADD 'EC' TO CODE



12V SPRAYLINK

300L

Ideal for smaller tractors, the SprayLink 3PL sprayer keeps tasks simple with easy operation and low maintenance.

FEATURES

- UV stabilised polyethylene tank
- 12V 15.2L/min 60psi Delavan pump
- 6m x 10mm spray hose
- Powerjet spray gun
- Pressure regulator & gauge
- 4m Electrical leads
- Versatile boom - 4m spray width
- 3-point-linkage galvanised steel frame
- Category 1 linkage pins
- Fully draining sump tank
- 250mm screw lid
- Anti-spill lip around lid
- Basket filter to reduce debris



IDEAL SPOT SPRAYING
with Powerjet spray gun

**15YR TANK
2YR PUMP
5YR FRAME
WARRANTY**




VERSATILE BOOM
with 110° non-drip
nozzles



VERSATILE BOOM

See page 80 for further information.



EASY ACCESS PUMP

Quick operation
and fuss free
maintenance



SCAN FOR
PRICING



CODE

DESCRIPTION

DIMENSIONS

PLV0300AL0152BV04

300L SprayLink with 12V 15.2L/min pump, Versatile boom

940 L x 750 W x 1180 H

SPRAYLINK PTO

300L

15YR TANK
1YR PUMP
5YR FRAME
WARRANTY

With the powerful, Italian Bertolini pump, the higher flow rate is perfect for larger boom spraying!

FEATURES

- UV stabilised polyethylene tank
- 22L/min Bertolini pump
- 6m x 10mm spray hose
- Powerjet spray gun
- Pressure regulator & gauge
- 4m Poly boom with non-drip nozzles
- 3-point-linkage galvanised steel frame
- Category 1 linkage pins
- Fully draining sump tank
- 250mm screw lid
- Anti-spill lip around lid
- Basket filter to reduce debris
- PTO shaft

4M POLY BOOM
with protected
non-drip nozzles

A.

SLIMLINE TANK
for increased stability
once on tractor



4M RAPID POLY BOOM
See page 81 for further
information.



SPOT OR BOOM
SPRAYING
Task friendly
pumping setup



CODE	DESCRIPTION	DIMENSIONS
A. PLP0300AL00220BP04	300L SprayLink with 22L/min Bertolini pump, 4m Poly boom	940 L x 750 W x 1180 H

SCAN FOR
PRICING



BOOMS

SMALL - LARGE




SPRAY WITH CONFIDENCE

Ranging from trailer booms for spot sprayers to large steel booms for professional field sprayers, the boom range is extensive in its spray width coverage, features and fitting capabilities.

NOZZLES

BOOM JET | BOOMLESS



BOOMJET NOZZLE

Heavy duty brass body
3 x TeeJet nozzles
2 x Off-centre tips
Wide spray swath




BOOMJET FIT KIT

BoomJet nozzle
2m x 10mm spray hose
Mounting bracket

BAR	L./MIN (MAX)	SPRAY WIDTH	NOZZLE	NOZZLE FIT KIT.
1.5	7.26	10.2	ABJ006	ABJ006KF
2.0	8.38	10.3		
2.5	9.37	10.5		
1.5	11.6	12.0	ABJ010	ABJ010KF
2.0	12.89	12.1		
2.5	14.41	12.3		
1.5	24.00	14.3	ABJ020	ABJ020KF
2.0	27.72	15.2		
2.5	30.99	15.8		
1.5	47.44	17.1	ABJ040	ABJ040KF
2.0	54.78	18.2		
2.5	61.25	19.2		

BOOMLESS NOZZLE

Heavy duty brass nozzle body
90° / 180° swath spraying angles
Spraying up to 17m from a single nozzle
Steel mounting bracket & u-bolt
Easy change spray plates
On/Off tap valve
Make 1/2" BSP fitting
Optimum mounting height 0.5-0.7m above spray target



BOOMLESS NOZZLE FIT KIT

Boomless nozzle
2m x 10mm spray hose
Hose clamps



BAR	L./MIN (MAX)	SPRAY WIDTH	PUMP	NOZZLE	NOZZLE FIT KIT
3.0	3.8	7.0	> 7.5L/min	ABK02	ABK02K
3.5	4.18	7.3			
4.0	4.156	7.6			
3.0	7.6	14.0	> 11.4L/min	ABK05	ABK05K
3.5	8.36	14.6			
4.0	9.12	15.2			
3.0	15.9	15.2	> 19L/min	ABK10	ABK10K
3.5	17.4	15.8			
4.0	18.9	16.0			
3.0	22.4	16.4	> 30L/min	ABK20	ABK20K
3.5	25.5	17.0			
4.0	27.0	17.6			

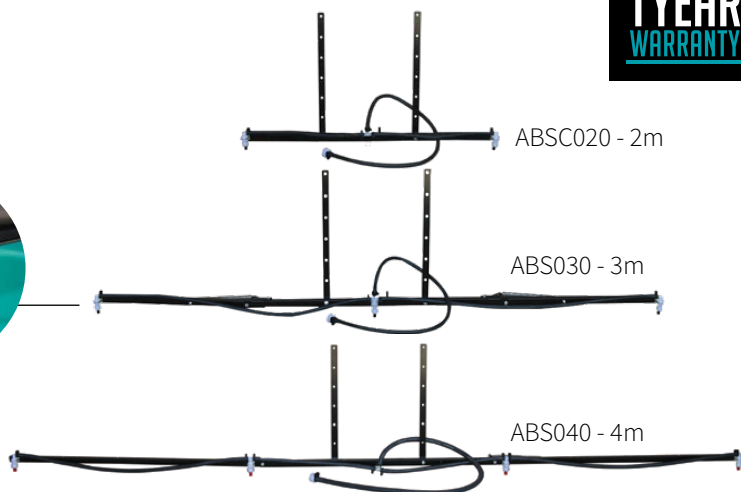
SMALL BOOMS

12V SPOT SPRAYER BOOMS

**1 YEAR
WARRANTY**

SPRAY BOOM KITS

2/3/4m spray widths
140° deflector nozzle
Breakaway & fold arms - 3m/4m only
Minimum of 6.8L/min pump required



**Not including bracket height.*

CODE	DESCRIPTION	DIMENSIONS*
ABSC020	2m Spray Boom kit	1040 L x 75 W x 85 H
ABS030	3m Boom kit, folding arms	2120 L x 75 W x 85 H
ABS040	4m Boom kit, folding arms	3100 L x 75 W x 85H

SCAN FOR
PRICING



BOOMLESS NOZZLE SPRAY KIT

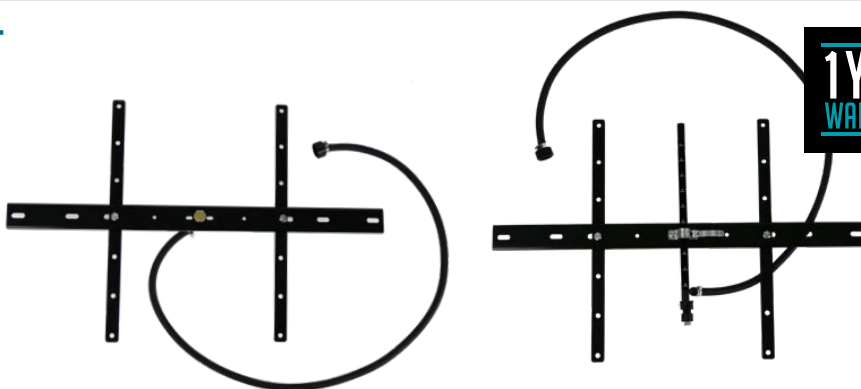
1.2m - 5m spray width
Multiple configurations
Fan tip
Wide angle spray
Minimum 6.8L/min pump required



Fan Tip



Wide Angle



**1 YEAR
WARRANTY**

SCAN FOR
PRICING



CODE	DESCRIPTION	DIMENSIONS
ABSC050	Boomless Nozzle Spray Kit	762 L x 69 W x 112 H

Dimensions and weight may vary due to the manufacturing process.
For confirmed weights and dimensions, please contact Rapid Spray.

Visit your local dealer, call 1800 011 000 or visit rapidspray.net

VERSATILE BOOM

1.2M | 4M SPRAY WIDTH



As its name suggests, the Versatile Boom is multipurpose with seven different spraying patterns, ideal for spraying weeds, fence lines or firebreaks.

FEATURES

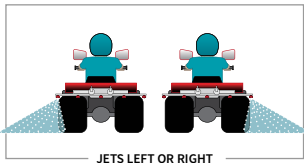
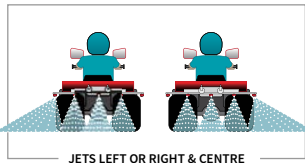
- Sprays up to 4m wide
- 7 different spraying patterns
- 110° low-drift nozzles - non-drip filters
- TeeJet OC-04 brass offset end nozzles
- On / Off ball valve tap - three centre nozzles
- On / Off ball valve tap - OC end jet nozzles
- Boom mount brackets
- 1.2m wide steel frame
- T-piece and valve for filtering in-line

ADJUSTABLE HEIGHT BRACKETS

Can be easily mounted with U-bolt clamps



7 DIFFERENT SPRAYING PATTERNS




END JET NOZZLES

Adjust for different angles

NON-DRIP NOZZLES

110° low drift

CODE	DESCRIPTION	DIMENSIONS	DRY WT
ABVL040	1.2m Versatile Spray boom with 4m spray width	1200 L x 240 W x 660H	5kg
ABVL040UK	1.2m Versatile Spray boom with Lightweight UTV Hitch mount	1200 L x 240 W x 660H*	9.5kg



*Boom measurement only.

5YR FRAME
15YR POLY ARMS
1YR COMPONENT
WARRANTY

RAPID POLY BOOM

4M

Zero corrosion, high impact resistance and maintenance free, the Rapid Poly Boom “takes all the punches and bounces right back into action!”

FEATURES

UV stabilised polyethylene arms
Hot dip galvanised steel
Spring loaded breakaway arms
Fitted with 110° low drift nozzles
Non-drip protected nozzles
Adjustable height mounting brackets
Plumbed with 12mm spray hose



IMPACT RESISTANT

Robust arms bounce right back into action, reducing time lost spraying.



FULLY PROTECTED

Nozzles on boom arm fully protected from impact



CODE

DESCRIPTION

DIMENSIONS

SPRAY WIDTH

ABP040

4m Rapid Poly Boom with breakaway arms

1120 L x 1330 W x 200 H

4 metres



FLAT FOLD STEEL BOOM

6M | 8M | 10M

NEW STYLE!

5YR FRAME
1YR COMPONENTRY
WARRANTY

Australian Made, the Rapid Spray Steel Booms with breakaway arms and zinc protection, are whack resistant for those accidental impacts with trees and fence-lines.

FEATURES

- Hot dip galvanised steel - rust free protection!
- Spring loaded breakaway arms
- Fitted with 110° low drift nozzles
- Non-drip protected nozzles
- Adjustable height mounting brackets
- Plumbed with 12mm spray hose
- TeeJet nozzle compatible
- Left/right isolating on/off taps




SPRING LOADED ARMS

For superior impact resistance with easy locking pin for storage



NON-DRIP NOZZLES

Protected to reduce risk of damage



CODE	DESCRIPTION	DIMENSIONS	SPRAY WIDTH
A. ABMF060KF	6m Flat-fold Steel Boom with breakaway arms	2150 L x 1700 W x 250 H	6 metres
ABMF080KF	8m Flat-fold Steel Boom with breakaway arms	2150 L x 1750 W x 250 H	8 metres
ABMF100KF	10m Flat-fold Steel Boom with breakaway arms	2500 L x 1750 W x 250 H	10 metres


SCAN FOR PRICING





BOOM BRACKETS & MOUNTS

SMALL - LARGE BOOMS



LIGHTWEIGHT UTV HITCH MOUNT

Heavy duty galvanised steel frame
T-bar for mounting smaller booms
Includes hitch pin and clip
50mm hitch receiver



USE WITH

Versatile Boom
Boomless Nozzles



CODE

ATKUBM50MMLW

SPRAYSCOUT BOOM MOUNTS

Heavy duty galvanised steel frame
Boom mount brackets for SprayScout
models only - designed to slip into
SprayScout forklift pockets



CODE

ATMBMS360

ATMBMS600

HEAVY DUTY UTV HITCH MOUNT

Heavy duty galvanised steel frame
U frame for mounting large booms
Includes hitch pin and clip
50mm hitch receiver



USE WITH

Steel Boom - up to 8m
Rapid Poly Boom
Versatile Boom



CODE

ATKUBM50MM

ULTIMATE FIELD SPRAYER BOOM MOUNTS

Heavy duty galvanised steel frame
Boom mount brackets for Ultimate field sprayers
Designed to slip into Ultimate frame forklift pockets



CODE

ATMBMB

HOSE REELS & SPRAY GUNS

SUIT EVERY APPLICATION



TAKE BACK SPRAYING

Guarantee spraying ease with the complete range of Buddy Smart Reels and Rapid Poly Reels with unparalleled features and warranties. Find the right spray gun to suit any task from spot spray or high pressure for atomisation. A solution for every application!

*Images for marketing purposes only. Water only being sprayed.
Please wear PPE as required for chemicals sprayed.



RAPID POLY REEL

MANUAL HOSE REEL


15YR POLY
5YR FRAME
WARRANTY

Australian Made, robust and built tough, our manual Rapid Poly hose reels come in a range of hose lengths and mount styles to suit your application.

FEATURES

30m, 50m and 100m hose options
10mm spray hose
580psi rated
Poly spool - rust and erosion resistant
Hot dip steel frame
Lock pin prevents spool unravelling
Easy wind rotating handle

12mm spray hose available
Ring 1800 011 000 for prices.



*Spray gun not included.




Dimensions and weight may vary due to the manufacturing process. For confirmed weights and dimensions, please contact Rapid Spray.

BARE REEL

Bare (no hoses)
10mm fittings
Suits 10mm spray hose

CODE	DESCRIPTION / DIMENSIONS	DRY WT
A. ATHW05B10	30/50m Base Mount Bare Reel 470 L x 280 W x 480 H	5.7kg
ATHW10B10	100m Base Mount Bare Reel 615 L x 370 W x 660 H	10kg
B. ATHW05X10	30/50m Side Mount Bare Reel 470 L x 280 W x 480H	5.7kg



SIDE MOUNT

30M & 50M

10mm Ø hose
10mm fittings
Steel side mount frame

CODE	DESCRIPTION / DIMENSIONS	DRY WT
A. ATHW05X030M10	30m Side Mount with 10mm hose 470 L x 280 W x 480 H	8.6kg
ATHW05X050M10	50m Side Mount with 10mm hose 470 L x 280 W x 480H	12kg




BASE MOUNT

30M, 50M & 100M

10mm Ø hose
10mm fittings
Steel base mount frame

CODE	DESCRIPTION / DIMENSIONS	DRY WT
A. ATHW05B030M10	30m Base Mount with 10mm hose 470 L x 280 W x 480 H	9.7kg
ATHW05B050M10	50m Base Mount with 10mm hose 470 L x 280 W x 480 H	13kg
ATHW10B100M10	100m Base Mount with 10mm hose 615 L x 370 W x 660 H	24kg





BUDDY SMART REEL

12/24V RADIO REMOTE REEL

The all-new Buddy Smart Reel is your tangle proof solution to spraying the most stubborn weeds in the trickiest of places. Featuring a 'MyPace' auto rewind remote with 2km radius and an impressive three year warranty that's always got your back.


FEATURES

- 50, 100 and 150m hose options
- 10mm or 8mm spray hose options
- 12/24V brushless direct drive motor
- 2km line-of-site radio remote - market leading!
- My-Pace remote - offers custom rewind speeds
- On-board control board - manual control
- Low voltage protection
- High pressure performance - rated 1,000psi
- Galvanised & powder coated surfaces
- Tapered spool for consistent hose layup
- Stainless steel roller hose guides
- Retro fit - easy 4-bolt mounting



MY-PACE REMOTE

Unique 2-button remote offers custom rewind speeds. You can choose a speed that suits the terrain you are working in.



BATTERY CABLE CONNECTOR & WIRING HARNESS

with low voltage protection



*Spray gun not included.



A.



BRUSHLESS HIGH TORQUE DIRECT DRIVE MOTOR

Means zero maintenance on belts or chains



ON/OFF & MANUAL SPEED ADJUSTMENT

CODE	DESCRIPTION	DIMENSIONS	BASE PLATE	DRY WT
A. ATHB050M10	50m Buddy Smart Reel - 10mm hose	536 L x 230 W x 538 H	270 L x 230 W	22kg
ATHB100M10	100m Buddy Smart Reel - 10mm hose	710 L x 260 W x 710 H	333 L x 255 W	42kg
ATHB150M10	150m Buddy Smart Reel - 10mm hose	710 L x 260 W x 710 H	333 L x 255 W	45kg
ATHB05B100M08	100m Buddy Smart Reel - 8mm hose	536 L x 230 W x 538 H	270 L x 230 W	20.5kg

SCAN FOR PRICING




*Spray gun not included.

Dimensions and weight may vary due to the manufacturing process.
For confirmed weights and dimensions, please contact Rapid Spray.

Visit your local dealer, call 1800 011 000 or visit rapidspray.net

HOSE REEL SPARES

BUDDY SMART REEL



MY-PACE REMOTE CONTROL

Supplied with 2 AA batteries - 915Mhz

USE WITH

Buddy Smart Reels from
Serial No. SB1000 and onwards



CODE


ARIR1CSM	My-Pace Remote
ARIR1CPL	Lanyard & Pouch

BUDDY SMART REEL STAINLESS STEEL ROLLERS

Stainless Steel
24mm diameter

SUITABLE WITH

All Buddy Smart Reels



CODE

ARE05HGRS

BUDDY SMART REEL HOSE JOINERS

Hose joiner

OPTIONS

8mm Ø nylon
10mm Ø nylon



CODE

CFBDJ08N	8mm
CFBDJ10N	10mm

BUDDY SMART REEL HOSE END FITTINGS

Nut and tail ½" BSP x 8mm
Compression fitting



CODE

CFBD51208NS	8mm
CFBDS1210NS	10mm

24V BATTERY BOOSTER PACK

Convert 12V standard Buddy Smart Reel
battery into 24V - increases pull power!
12V charging connection



CODE

ATCWBE005

HOSE REEL SPARES

RAPID POLY REEL

SCAN FOR
PRICING



1 YEAR
COMPONENTRY
WARRANTY

BLACK ROTATING HANDLE

Rotating handle for poly reels



CODE

CHHRB10M080

POLY REEL SWIVEL

$\frac{3}{8}$ - $\frac{1}{4}$ " BSP ball swivel

SUITABLE WITH

30 / 50 / 100m



CODE

CFSBB10F06FA





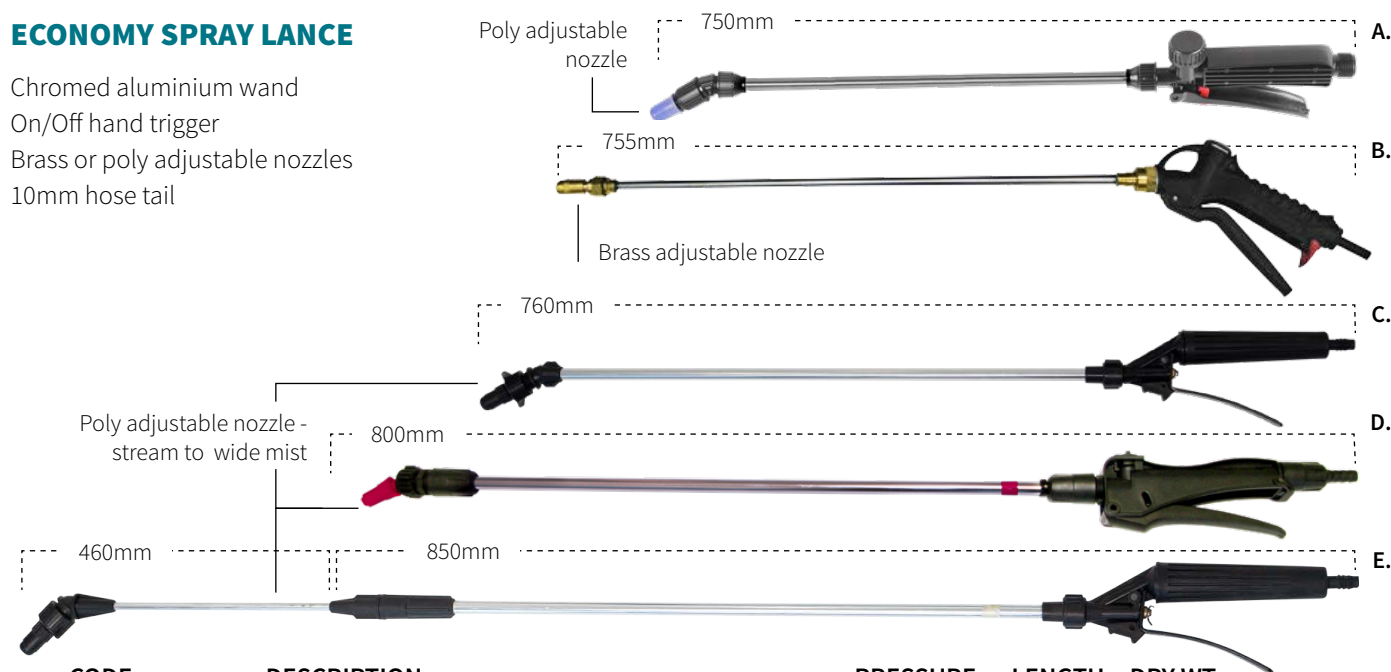
SPRAY LANCES

HOME & GARDEN



ECONOMY SPRAY LANCE

Chromed aluminium wand
On/Off hand trigger
Brass or poly adjustable nozzles
10mm hose tail



CODE	DESCRIPTION	PRESSURE	LENGTH	DRY WT
A. AHL012RP	Jacto Lance - suits Jacto backpack sprayers	5 bar / 70psi	750mm	0.3kg
B. AHG112TRP	RapidJet Ergonomic spray gun (5 - 15L/min)	17 bar / 250psi	755mm	0.4kg
C. AHL009RP	850mm Economy spray lance - with adjustable nozzle	7 bar / 100psi	760mm	0.2kg
D. AHL008RP	800mm Economy spray lance	4 bar / 60psi	800mm	0.2kg
E. AHL010RP	Telescopic spray lance - with trigger lock	5 bar / 70psi	1310mm	0.3kg

SCAN FOR PRICING






1 YEAR
WARRANTY

POWERJET

SPRAY GUN

SPOT 300 POWERJET

Heavy duty reinforced poly handle
Stainless steel lance
Adjustable brass spray 1.5mm nozzle
Teflon seals
10mm hose tail



SCAN FOR
PRICING



CODE	DESCRIPTION	MAX FLOW	PRESSURE	LENGTH	DRY WT
AHG105TRP	Spot 300 Powerjet spray gun	5 - 15L/min	40 bar / 580psi	300mm	0.7kg

POWERJET PISTOL GRIP




Heavy duty reinforced poly handle
Stainless steel lance
Adjustable brass spray nozzle
10mm hose tail & swivel



Fan



Jet



CODE	DESCRIPTION	MAX FLOW	PRESSURE	LENGTH	DRY WT
A. AHG109STRP	PowerJet 475 spray gun	5 - 15L/min	20 bar / 300psi	475mm	0.6kg
B. AHG110STRP	PowerJet 700 spray gun	5 - 15L/min	20 bar / 300psi	700mm	0.6kg
C. AHG111STRP	PowerJet 865 spray gun	5 - 15L/min	20 bar / 300psi	865mm	0.7kg

SCAN FOR
PRICING





DRIPLESS SHUT-OFF


SPRAY GUN



Stop unintentional drips with this brass Dripless nozzle spray gun - stops drips at the tip!

FEATURES

- Heavy duty reinforced poly handle
- Stainless steel lance
- Adjustable brass cone nozzle
- 10mm hose tail
- Viton seals



CODE	DESCRIPTION	MAX FLOW	PRESSURE	LENGTH	DRY WT
AHG113TRP	Dripless spray gun	1.5 - 2.5L/min	4 bar / 60psi	850mm	0.7kg



Images for marketing purposes only. Spray may look different to what is pictured.




PISTOL GRIP

SPRAY GUN

Heavy duty steel, aluminium and brass construction, the Pistol Grip long range spray gun is ideal for tough spraying conditions!

FEATURES

- Stainless steel / aluminium / brass construction
- High pressure capacity
- Teflon seals
- Adjustable spray 2.5mm nozzle*
- 10mm hose tail & swivel



CODE	DESCRIPTION	MAX FLOW	PRESSURE	LENGTH	DRY WT
AHG104STRP	Pistol Grip all metal spray gun	15 - 25L/min	55 bar / 800psi	180mm	0.8kg

*Other nozzle sizes available

Dimensions and weight may vary due to the manufacturing process.
For confirmed weights and dimensions, please contact Rapid Spray.



TURBO 400

SPRAY GUN



With multiple spray patterns, ergonomic design and heavy duty construction, the Turbo 400 is the ultimate spray gun ideal for professional and general use spraying.

FEATURES

Adjustable atomiser nozzle for fine mist spraying
Viton seal - aggressive chemicals
High pressure capacity
Adjustable lance length

PENCIL STREAM

Ideal for distance spraying / high pressure



MID STREAM

Covers a large area quickly



FINE MIST

Reduction in droplet size for full leaf coverage




POLY TURBO 400 SPRAY GUN

Heavy duty poly handle
Adjustable atomiser nozzle for fine mist spraying
Viton seal - aggressive chemicals
High pressure capacity
Adjustable atomising cone
2.3mm nozzle
10mm hose tail



NOZZLE SHROUD
Back spray protection





CODE	DESCRIPTION	PRESSURE	LENGTH	DRY WT
AHG102STRP	Poly Turbo 400 spray gun	50 bar / 725psi	400mm	0.6kg

ALLOY TURBO 400 SPRAY GUN

Heavy duty metal alloy handle
Adjustable atomiser nozzle for fine mist spraying
Viton seal - aggressive chemicals
High pressure capacity
Adjustable atomising cone
2.3mm nozzle
10mm hose tail



SPRAY LEVER
Quick change spray pattern




CODE	DESCRIPTION	PRESSURE	LENGTH	DRY WT
AHG103STRP	Alloy Turbo 400 spray gun	50 bar / 725psi	400mm	0.8kg



SPRAY GUN & LANCE SPARES

NOZZLES



REPLACEMENT SPRAY LANCE NOZZLE

Adjustable from stream to mist

USE WITH

850mm Economy - AHL009RP
Telescopic - AHL010RP



CODE

CPLP009N

BRASS NOZZLE

Adjustable from stream to mist

USE WITH

RapidJet (AHG112)
PowerJet (AHG109/110/111)



CODE

CPLP108N

PISTOL GRIP SPRAY GUN NOZZLES

Adjustable from stream to mist



CODE	SIZE
CPLP104N15	1.5mm
CPLP104N20	2.0mm
CPLP104N25	2.5mm
CPLP104N30	3.0mm
CPLP104N35	3.5mm
CPLP104N40	4.0mm

ECONOMY SPRAY LANCE NOZZLE

Adjustable from stream to mist

USE WITH

800mm Economy - AHL008RP




CODE

CPLP008N

SPOT 300 SPRAY GUN CERAMIC NOZZLE

Adjustable from stream to mist



CODE	SIZE
CPLP105N (Nut & Washer) (a)	
CPLP105N15	1.5mm
CPLP105N23	2.3mm

TURBO 400 SPRAY GUN CERAMIC NOZZLES

Adjustable from stream to mist



CODE	SIZE
CPLP102N15	1.5mm
CPLP102N23	2.3mm
CPLP102N35	3.5mm

SPRAY GUN & LANCE SPARES

REPAIR KITS

SCAN FOR
PRICING



1 YEAR
COMPONENTRY
WARRANTY

POWERJET REPAIR KIT

Ball bearing
O-Rings,
Cup seal
Spring
Piston



USE WITH


AHG109, AHG110, AHG111

CODE

CPLK108R

PISTOL GRIP REPAIR KIT

Cup seal
O-Rings
Piston



USE WITH


AHG104STRP

CODE

CPLK104R

SPOT 300 REPAIR KIT

Spring
O-rings
Cup seal
Washer
Brass nut



USE WITH

AHG105STRP

CODE

CPLK105R

TURBO 400 REPAIR KIT

Spring
O-rings
Cup seal
Lever handle
Brass bush
Shroud



USE WITH

AHG102STRP, AHG103STRP

CODE

CPLK102R



PUMPS, MOTORS & REGULATORS

CONFIDENT SPRAYING

LEADING PUMP BRANDS

Find the best pump to suit your spraying application whether it be a 12V pump or a high performance motorised diaphragm pump. With market leading global brands available, you are guaranteed quality when spraying in the field.



RAPIDLINE

4.1L/MIN - 26.5L/MIN

**2 YEAR
EXTENDABLE
WARRANTY**

4.1L/MIN

4.1L/min 4.8 bar / 70psi
Viton valves
Santoprene diaphragm
10mm hose barbs
Intermittent duty cycle
**Hose fittings not required*



A.

6.8L/MIN

6.8L/min 8 bar / 120psi
Viton valves
Santoprene diaphragm
3D quick attach ports
Suction filter inc.
Hose fittings inc.
Continuous duty cycle



B.

19.0L/MIN

19.0L/min 4 bar / 60psi
Viton valves
Santoprene diaphragm
5D quick attach ports
Suction filter inc.
Hose fittings inc.
Continuous duty cycle



C.

26.5L/MIN

26.5L/min 4 bar / 60psi
Viton valves
Santoprene diaphragm
5D quick attach fittings
Suction filter inc.
Hose fittings inc.
Continuous duty cycle



D.


	CODE	DESCRIPTION	BEST FOR	AMPS (MAX)	MAX FLOW	PRESSURE
A.	APR0040	4.0L/min RapidLine	Spot spraying	4	4.0L/min	4.8 bar / 70psi
B.	APR0068Q	6.8L/min RapidLine	Spot spraying	12	6.8L/min	8 bar / 120psi
C.	APR0190Q	19.0L/min RapidLine	Spot & small boom	18	19.0L/min	4 bar / 60psi
D.	APR0265Q	26.5L/min RapidLine	Med-large boom	25	26.5L/min	4 bar / 60psi

SCAN FOR
PRICING



PUMP FITTINGS

RAPIDLINE



SUCTION FILTER - 3D PORTS

50 mesh filter screen
3D inlet / outlet ports



CODE

ATPFS050Q3D

QUICK ATTACH REGULATOR

Regulator only



SIZE CODE

3D	ATRM020LQ10
5D	ATRM020LQ12

SUCTION FILTER - 5D PORTS

50 mesh filter screen
5D quick attach
12mm barb



CODE

ATPFS050Q12RP

12V REMOTE CONTROL

20A max draw
Control pump or solenoids
2 pin plug inc.
1 transmitter



CODE

ARIR1CP

THREADED FITTINGS

SHURFLO PUMPS



½ NPT FEMALE 10MM SWIVEL ELBOW



CODE

CFNE12NF10B

½ NPT FEMALE 12MM SWIVEL ELBOW



CODE

CFNE12NF12B

½ NPT FEMALE 10MM BARB STRAIGHT



CODE

CFNS12NF10B

½ NPT FEMALE 12MM BARB STRAIGHT



CODE

CFNS12NF12B



**2 YEAR
PUMP
WARRANTY**



DELAVAN PUMPS

WHY BUY DELAVAN PUMPS?

Delavan pumps are a firm favourite of spraying contractors and farmers all around the world. Delavan USA utilise bigger bearings, and heavier motor casings so the pumps run longer and cooler every day.

Long lasting Viton valves
Durable santoprene diaphragm
Dual bearings for smoother running



QUICK ATTACH FITTINGS

3D = $\frac{5}{8}$ " (16mm OD)

5D = $\frac{3}{4}$ " (19mm OD)

DELAVAN PUMPS - 12V

3.8L/MIN - 7.5L/MIN

2200-201

3.8L/min 2 bar 40psi
10mm hose barbs
***Fittings not required*




7801-201


3.8L/min 4 bar 60psi
3D quick attach ports
10mm elbow fittings

OPTIONAL UPGRADE
Regulator, filter & gauge kit

*Picture for marketing purposes only.
Regulator not standard across range.



	NAME	BEST FOR	AMPS (MAX)	MAX FLOW	PRESSURE	PUMP & FITTING	PUMP, REG & FILTER KIT
A.	2200-201	Spot spraying	3.5A	3.8L/min	2 bar / 40psi	APD0038RP**	N/A
B.	7801-201	Spot spraying	5A	3.8L/min	4 bar / 60psi	APD0038Q10ERP	APD0038Q10ERPK



7802-201

7.5L/min 4 bar 60psi
3D quick attach ports
10mm elbow fittings



7812-201

7.5L/min 4 bar 60psi
3/8" female threaded ports
10mm elbow fittings




7802-201HS

7.5L/min 6.8 bar / 100psi
Cooling fins
3D quick attach ports
10mm elbow fittings



	NAME	BEST FOR	AMPS (MAX)	MAX FLOW	PRESSURE	PUMP & FITTING	PUMP, REG & FILTER KIT
A.	7802-201	Spot & small boom	6A	7.5L/min	4 bar / 60psi	APD0077Q10ERP	APD0077Q10ERPK
B.	7812-201	Spot & small boom	10A	7.5L/min	4 bar / 60psi	APD0077T10ERP	N/A
C.	7802-201HS	Spot & small boom	8.5A	7.5L/min	6.8 bar / 100psi	APD0076Q10ERP	APD0076Q10ERPK



DEHAVAN PUMPS - 12V

8.3L/MIN - 19.0L/MIN

7822-201

8.3L/min 4 bar / 60psi
5D quick attach ports
10mm elbow fittings

7822FS-221

8.3L/min 4 bar / 60psi
Bypass/ Demand Pump
“Pulse Free” - eliminates pump cycling



5930-201

11.4L/min 4 bar / 60psi
5D quick attach ports
10mm elbow fittings



OPTIONAL UPGRADE

Regulator, filter & gauge kit

*Picture for marketing purposes only.
Regulator not standard across range.



	NAME	BEST FOR	AMPS (MAX)	MAX FLOW	PRESSURE	PUMP & FITTING	PUMP, REG & FILTER KIT
A.	7822-201	Spot & small boom	8.5A	8.3L/min	4 bar / 60psi	APD0083Q10ERP	APD0083Q10ERPCK
	7822FS-221	Spot spraying	13A	8.3L/min	D: 6 bar / 85psi B: 6.8 bar / 100psi	APDS0083Q10E	-
B.	5930-201	Spot & small boom	10A	11.4L/min	4 bar / 60psi	APD0114Q10ERP	APD0114Q10ERPCK

SCAN FOR
PRICING



5940-201

15.2L/min 3 bar / 45psi
5D quick attach ports
12mm elbow fittings



5950-201

19.0L/min 4 bar / 60psi
5D quick attach ports
12mm elbow fittings



	NAME	BEST FOR	AMPS (MAX)	MAX FLOW	PRESSURE	PUMP & FITTING	PUMP, REG & FIL- TER KIT
A.	5940-201	Spot & small boom	12A	15.2L/min	3 bar / 45psi	APD0152Q12ERP	APD0152Q12ERPCK
B.	5950-201	Spot & small boom	16A	19.0L/min	4 bar / 60psi	APD0190Q12ERP	APD0190Q12ERPCK

SCAN FOR
PRICING




DELAVAN PUMPS - 12V

26.5L/MIN

FB2

26.5L/min 6.8 bar / 100psi
Cooling fins
5D quick attach ports
12mm elbow fittings



OPTIONAL UPGRADE

Regulator, filter & gauge kit

*Picture for marketing purposes only.



	NAME	BEST FOR	AMPS (MAX)	MAX FLOW	PRESSURE	PUMP & FITTING	PUMP, REG & FILTER KIT
A.	FB2	Med-large boom	27A	26.5L/min	6.8 bar / 100psi	APD0265Q12ERP	APD0265Q12ERPK

SCAN FOR
PRICING



DELAVAN PUMPS - 24V

7.5L/MIN - 15.2L/MIN

7802-201/24

7.5L/min 6.8 bar / 100psi
Cooling fins
3D quick attach fittings
10mm elbow fittings



5940-201/24

15.2L/min 4 bar / 60psi
5D quick attach fittings
12mm elbow fittings



	NAME	BEST FOR	AMPS (MAX)	MAX FLOW	PRESSURE	CODE
A.	7802-201/24	Spot & small boom	8.5A	7.5L/min	6.8 bar / 100psi	APD0076QV210E
B.	5940-201/24	Spot & small boom	8.5A	15.2L/min	4 bar / 60psi	APD0152QV212E

SCAN FOR
PRICING



PUMP FITTINGS

DELANVAN

SCAN FOR
PRICING



1YEAR
COMPONENTRY
WARRANTY

QUICK ATTACH HOSE FITTINGS

Elbow or straight
Pack of 2

A.



B.



C.



D.



SUITS	10MM STRAIGHT	12MM STRAIGHT	19MM STRAIGHT	10MM ELBOW	12MM ELBOW	19MM ELBOW
APD0038Q APD0077Q APD0076Q	CDP3DFA38X2 (A)	CDP3DFA12X2	N/A	CDP3DFE38X2 (C)	CDP3DFE12X2	N/A
APD0083Q APD0114Q APD0152Q APD0190Q APD0265Q	CDP5DFA38X2	CDP5DFA12X2	CDP5DFA34X2 (B)	CDP5DFE38X2	CDP5DFE12X2 (D)	CDP5DFE34X2

3.6M WIRE HARNESS KIT

With cigarette lighter adaptor - 10 amp
Suits 3.8 - 11.4L/min pump
Alligator clips
ON / OFF Switch

CODE

ATCWL03612VSACRP



4M WIRE HARNESS KIT

With alligator clips - 30 amp
Suits 15.2 - 26.5L/min
No switch

CODE

ATCWL04012VACHRP



QUICK ATTACH REGULATOR & GAUGE

Pressure regulator
0-100psi Gauge

SIZE CODE

3D ATRM020LQ10GRP

5D ATRM020LQ12GRP



QUICK ATTACH FILTER


50 mesh
5D quick attach

SIZE CODE

3D ATPFS050Q10RP

5D ATPFS050Q12RP





COMMANDO


PUMP & MOTOR



The economical Commando pump is a simple and easy to use high performance pump.

FEATURES

Commando 12L/min 25 bar 360psi pump
Honda GX35 motor
Pressure regulator & gauge
Mounting feet



CODE	DIMENSIONS	WT
A. APP0120G (Pump only)	290 L x 130 W x 190 H	10kg
B. APP0120GHA	555 L x 375 W x 375 H	15kg




COMMANDO PUMP, MOTOR & REEL

Commando 12L/min 25 bar 360psi pump
Honda GX35 motor
Pressure regulator & gauge
30m x 8mm manual hose reel
Poly Turbo 400 spray gun
Frame with mounting feet



CODE	DIMENSIONS	WT
APP0120GH030G	550 L x 380 W x 380 H	20kg





MARUYAMA

PUMP



MSD41

33L/min 40 bar 580psi
3 piston pump
Uniflow - one direction fluid movement
Direct drive design
Chrome coated cylinders
¾ key shaft
Pressure regulator inc.



CODE	DIMENSIONS	WT
APM0330R	195 L x 255 W x 210 H	5.3kg



MSD51

45L/min 40 bar 580psi
3 piston pump
Uniflow - one direction fluid movement
Direct drive design
Chrome coated cylinders
¾ key shaft
Pressure regulator inc.



CODE	DIMENSIONS	WT
APM0450R	235 L x 337 W x 176 H	7.8kg





MARUYAMA

PUMP & MOTOR



MSD41 & HONDA GX200

33L/min 40 bar 580psi
3 piston pump
GX200 Honda motor
Uniflow - one direction fluid movement
Direct drive design
Chrome coated cylinders
3/4 key shaft
Pressure regulator inc.



CODE	DIMENSIONS	WT
APM0330RZ	455 L x 385 W x 345 H	21.3kg



MSD51 & HONDA GX200

45L/min 40 bar 580psi
3 piston pump
GX200 Honda motor
Uniflow - one direction fluid movement
Direct drive design
Chrome coated cylinders
3/4 key shaft
Pressure regulator inc.



**MSD41 pictured*

CODE	DIMENSIONS	WT
APM0450RZ	495L x 385 W x 345 H	23.8kg



BERTOLINI

PTO DRIVE



POLY 2020

22L/min 20 bar 290psi
2 diaphragm pump
1 3/8 spline shaft
Stainless steel check valves
Wet end components anodized



CODE	DIMENSIONS	WEIGHT
APL0220S	238 L x 304 W x 219 H	5.6kg

PA530


54L/min 40 bar 580psi
3 diaphragm pump
1 3/8 spline shaft
Stainless steel check valves
Wet end components anodized



CODE	DIMENSIONS	WEIGHT
APL0540S	335 L x 230 W x 256 H	4.0kg

PA330

34L/min 40 bar 580psi
3 diaphragm pump
1 3/8 spline shaft
Stainless steel check valves
Wet end components anodized



CODE	DIMENSIONS	WEIGHT
APL0340S	239 L x 201 W x 220 H	2.4kg

POLY 2073

75L/min 15 bar 218psi
3 diaphragm pump
1 3/8 spline shaft
Stainless steel check valves
Wet end components anodized



CODE	DIMENSIONS	WEIGHT
APL0750S	236 L x 240 W x 260 H	2.1kg



BERTOLINI

PUMP & GEARBOX

SCAN FOR
PRICING



**1 YEAR
PUMP
WARRANTY**

POLY 2020 & GEARBOX

22L/min 20 bar 290psi
2 diaphragm pump
Gear box to suit
¾ key shaft
Stainless steel check valves
Wet end components anodized



CODE	DIMENSIONS	WEIGHT
APL0220KG	463 L x 304 W x 219 H	10kg

PA530 & GEARBOX


54L/min 40 bar 580psi
3 diaphragm pump
Gear box to suit
¾ key shaft
Stainless steel check valves
Wet end components anodized



CODE	DIMENSIONS	WEIGHT
APL0540KG	350 L x 230 W x 256 H	13kg

PA330 & GEARBOX

34L/min 40 bar 580psi
3 diaphragm pump
Gear box to suit
¾ key shaft
Stainless steel check valves
Wet end components anodized



CODE	DIMENSIONS	WEIGHT
APL0340KG	255 L x 201 W x 220 H	12kg

POLY 2073 & GEARBOX

75L/min 15 bar 218psi
3 diaphragm pump
Gear box to suit
¾ key shaft
Stainless steel check valves
Wet end components anodized



CODE	DIMENSIONS	WEIGHT
APL0750KG	365L x 240 W x 260 H	15kg



BERTOLINI


PUMP, GEARBOX, REGULATOR & MOTOR

SCAN FOR
PRICING



POLY 2020 WITH GX200 HONDA MOTOR


22L/min 20 bar 290psi
2 diaphragm pump
GX200 Honda motor
Bertolini regulator & gauge
Stainless steel check valves
Wet end components anodized



CODE	DIMENSIONS	WEIGHT
APL0220KGHK	696 L x 385 W x 345 H	26kg

PA530 WITH GX200 HONDA MOTOR


54L/min 40 bar 580psi
3 diaphragm pump
GX200 Honda motor
Bertolini regulator & gauge
Stainless steel check valves
Wet end components anodized



CODE	DIMENSIONS	WEIGHT
APL0540KGHK	740 L x 385 W x 345 H	29kg

PA330 WITH GX200 HONDA MOTOR


34L/min 40 bar 580psi
3 diaphragm pump
GX200 Honda motor
Bertolini regulator & gauge
Stainless steel check valves
Wet end components anodized



CODE	DIMENSIONS	WEIGHT
APL0340KGHK	640 L x 385 W x 345 H	28kg

POLY 2073 WITH GX200 HONDA MOTOR

75L/min 15 bar 218psi
3 diaphragm pump
GX200 Honda motor
Arag regulator & gauge
Stainless steel check valves
Wet end components anodized



CODE	DIMENSIONS	WEIGHT
APL0750KGHK	625 L x 385 W x 345 H	31kg

REGULATORS & CONTROLS

BERTOLINI | ARAG

SCAN FOR
PRICING



1 YEAR
COMPONENTRY
WARRANTY

BERTOLINI 15 BAR STING REGULATOR

Pressure gauge
3 way outlet with ball taps

USE WITH

Bertolini Poly 2073



CODE	L/MIN	PRESSURE
ATRB15B09013M3K	90L/min	15 bar / 218psi

BERTOLINI 40 BAR STING REGULATOR

Pressure gauge
3 way outlet with ball taps

USE WITH

Bertolini PA330

Bertolini PA530



CODE	L/MIN	PRESSURE
ATRB40B09013M3K	90L/min	40 bar / 580psi

ARAG MANUAL REGULATOR

Regulator & gauge
3 manual section valves



CODE	L/MIN	PRESSURE
ATRA10B080X3M3	80L/min	9 bar / 140psi

ARAG REGULATOR - MULTI CONTROL

Regulator & gauge
3 manual section valves
Manual main ON/OFF

USE WITH

Bertolini Poly 2073




CODE	L/MIN	PRESSURE
ATRA20B14013M3	140L/min	20 bar / 290psi

ARAG REGULATOR - MULTI CONTROL

Regulator & gauge
2 electric section valve
1 manual section valve
Electric main ON/OFF

USE WITH

ATCC2WW Control Box




CODE	L/MIN	PRESSURE
ATRA20B14023E2M1	140L/min	20 bar / 290psi

ARAG REGULATOR - MULTI CONTROL

Regulator & gauge
3 electric section valve
1 manual section valve
Electric main ON/OFF

USE WITH


ATCC2WVP3P Control Box



CODE	L/MIN	PRESSURE
ATRA20B14023E3M1	140L/min	20 bar / 290psi

CONTROLS

BERTOLINI | ARAG



ARAG SECTION VALVE

Single electric section valve
10mm hose tail
3 wire



CODE	L/MIN	PRESSURE
CAP8630011	140L/min	20 bar / 290psi

SOLENOID KIT

1/2" Brass single solenoid valve
3.6m electrical leads
1/2" BSP ports
10mm hose tails



CODE	L/MIN	PRESSURE
ATVS10B036RP	20L/min	9 bar / 140psi

CONTROL BOX - 1 WAY

1 way switch box
Cables
3 wire



CODE
ATCC1W

CONTROL BOX - 2 WAY

2 way switch box
Cables
3 wire



CODE
ATCC2W

CONTROL BOX - ON/OFF

2 way switch box
Main ON/OFF switch
Cables
3 wire



CODE
ATCC2WW


CONTROL BOX - PRESSURE CONTROL

3 way switch box
Main ON/OFF switch
Pressure control switch
Cables
2/3 wire



CODE
ATCC3WVP3P





NOZZLES

QUALITY & PRECISION



MOST POPULAR NOZZLE BRANDS

Rapid Spray stocks a large range of quality and precision spray nozzles from world famous components and nozzle suppliers including ASJ by ARAG and TeeJet. Offering outstanding accuracy, there are a wide range available for spraying most chemicals.



NOZZLE SELECTION GUIDE

TEEJET & ARAG (ASJ) NOZZLES

CAUTION

Always consult with your local agronomist before commencing spraying. Always follow the chemical manufacturer's product label for specific rate and application recommendations. Rapid Spray is not a certified agronomist, and takes no responsibility or liability for incorrectly sprayed chemicals. Rapid Spray cannot give advice on spraying recommendations.

NOZZLE DROPLET SIZE

When choosing a nozzle, beware of spray drift. Finer droplets are at higher risk of spray drift, than larger coarse droplets. Key factors when choosing a nozzle is:

Finer droplets: excellent leaf coverage, for critical spraying such as post-emergence applications.

Mid-range droplets: commonly used in the application of systemic herbicides, insecticide and herbicides.

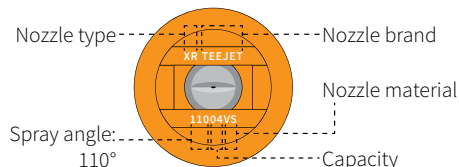
Larger droplets: ideal for systemic and soil applied herbicides, minimal drift.

CATEGORY	SYMBOL	COLOUR CODE	APPLICATION TYPES
Extremely Fine	XF	Violet	Specialty applications only
Very Fine	VF	Red	
Fine	F	Orange	Maximum coverage - ideal for contact products
Medium	M	Yellow	
Coarse	C	Blue	
Very Coarse	VC	Green	Maximum drift control - ideal for systemic herbicides
Extremely Coarse	XC	White	

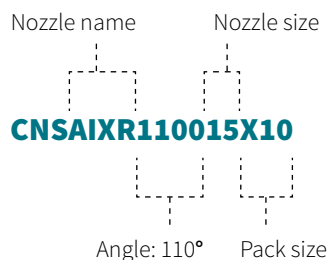
*Please note colours in Code / Pricing column indicate colour of nozzle, not droplet size.

IDENTIFY YOUR NOZZLE

Each nozzle surface is embossed with the brand name, nozzle type, spray angle, capacity and material.



NOZZLE CODE EXPLAINED



NOZZLES

ARAG (ASJ)

ASJ nozzles are manufactured by the world famous component supplier ARAG and offer outstanding accuracy and competitive pricing.

LOW DRIFT NOZZLES

Pack 10

Available to 80° and 110°
 Produces coarse droplets with narrow spray pattern
 Moulded in polyacetal for outstanding wear
 Can be used in knapsack sprayers where the nozzles are used on a 2 - 4 nozzle boom



LIQUID FERTILISERS

PESTICIDES & FOLIAR

HERBICIDES & BROADCAST

CAP

CNQG402900

SCAN FOR PRICING

SIZE	BAR	DROP SIZE	L/MIN	L/HA (NOZZLE SPACING: 50CM)							80° PACK 10	110° PACK 10
				6 KM/H	8 KM/H	10 KM/H	12 KM/H	14 KM/H	16 KM/H	18 KM/H		
LD080015 LD110015	1.5	F	0.42	85	64	51	42	36	32	28	CNSLD080015X10	CNSLD110015X10
	3	VF	0.60	120	90	72	60	51	45	40		
	4	VF	0.69	139	104	83	69	59	52	46		
	5	VF	0.77	155	116	93	77	66	58	52		
LD08002 LD11002	7	VF	0.92	183	137	110	92	79	69	61	CNSLD080020X10	CNSLD110020X10
	1.5	F	0.57	113	85	68	57	48	42	38		
	3	F	0.80	160	120	96	80	69	60	53		
	4	F	0.92	185	139	111	92	79	69	62		
LD08003 LD11003	5	F	1.03	207	155	124	103	89	77	69	CNSLD080030X10	CNSLD110030X10
	7	F	1.22	244	183	147	122	105	92	81		
	1.5	M	0.85	17	127	102	85	73	64	57		
	3	M	1.20	240	180	144	120	103	90	80		
LD08004 LD11004	4	M	1.39	277	208	166	139	119	104	92	CNSLD080040X10	CNSLD110040X10
	5	M	1.55	310	232	186	155	133	116	103		
	7	M	1.83	367	275	220	183	157	137	122		
	1.5	C	1.13	226	170	136	113	97	85	75		
LD08005 LD11005	3	C	1.60	320	240	12	160	137	120	107	CNSLD080050X10	CNSLD110050X10
	4	C	1.85	370	277	222	185	158	139	123		
	5	C	2.07	413	310	248	207	177	155	138		
	7	C	2.44	489	367	293	244	209	183	163		
	1.5	C	1.41	283	212	170	141	121	106	94		
	3	C	2.00	400	300	240	200	171	150	133		
	4	C	2.31	462	346	277	231	198	173	154		
	5	C	2.58	516	387	310	258	221	194	172		
	7	C	3.06	611	458	367	306	262	229	204		



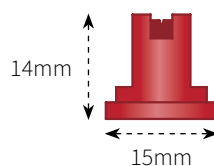
WIDE RANGE NOZZLES

Pack 10

Available to 110°

Wide pressure range of 1 - 4 bar with full coverage maintained over range

Ideal for use with machines with automatic application controllers



LIQUID
FERTILISERS



PESTICIDES &
FOLIAR



HERBICIDES &
BROADCAST



CAP
CNQG402900



SCAN FOR
PRICING

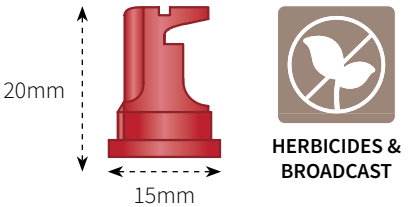


CODE	BAR	DROP SIZE	L/MIN	L/HA (NOZZLE SPACING: 50CM)							110° PACK 10
				6 KM/H	8 KM/H	10 KM/H	12 KM/H	14 KM/H	16 KM/H	18 KM/H	
WR110015	1	F	0.35	69	52	42	35	30	26	23	CNSWR110015X10
	2	F	0.49	98	73	59	49	42	37	33	
	3	VF	0.60	120	90	72	60	51	45	40	
	5	VF	0.77	155	116	93	77	66	58	52	
	7	VF	0.92	183	137	110	92	79	69	61	
WR11020	1	F	0.46	92	69	55	46	40	35	31	CNSWR110020X10
	2	F	0.65	131	98	78	65	56	49	44	
	3	F	0.80	160	120	96	80	69	60	53	
	5	VF	1.03	207	155	124	103	89	77	69	
	7	VF	1.22	244	183	147	122	105	92	81	
WR11003	1	M	0.69	139	104	83	69	59	52	46	CNSWR110030X10
	2	F	0.98	196	147	118	98	84	73	65	
	3	F	1.20	240	180	144	120	103	90	80	
	5	F	1.55	310	232	186	155	133	116	103	
	7	VF	1.83	367	275	220	183	157	137	122	
WR11004	1	M	0.92	185	139	111	92	79	69	62	CNSWR110040X10
	2	M	1.31	261	196	157	131	112	98	87	
	3	M	1.60	320	240	192	160	137	120	107	
	5	F	2.07	413	310	248	207	177	155	138	
	7	F	2.44	489	367	293	244	209	183	163	

DEFLECTOR 140 NOZZLES

Pack 10

Wide spray to 140° - up to 1m spray width
Gives a narrow rectangular spray pattern
Reduced potential for clogging due to round orifice
Screwdriver slot at front enables nozzle alignment
Coarse droplets with reduced drift at 1 - 2 bar

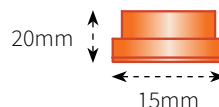


CODE	BAR	DROP SIZE	L/MIN	L/HA (NOZZLE SPACING: 100CM)						140° PACK 10
				6 KM/H	8 KM/H	10 KM/H	12 KM/H	14 KM/H	16 KM/H	
DEF140015	1	M	0.69	69	52	42	35	30	26	CNSDEF140015X10
	2	F	0.98	98	73	59	49	42	37	
	3	F	1.20	120	90	72	60	51	45	
	4	F	1.39	139	104	83	69	59	52	
	5	F	1.55	155	116	93	77	66	58	
	6	F	1.70	170	127	102	85	73	64	
DEF14002	1	M	0.92	92	69	55	46	40	35	CNSDEF140020X10
	2	F	1.31	131	98	78	65	56	49	
	3	F	1.60	160	120	96	80	69	60	
	4	F	1.85	185	139	111	92	79	69	
	5	F	2.07	207	155	124	103	89	77	
	6	F	2.26	226	170	136	113	97	85	
DEF140025	1	M	1.15	115	87	69	58	49	43	CNSDEF140025X10
	2	M	1.63	163	122	98	82	70	61	
	3	F	2.00	200	150	120	100	86	75	
	4	F	2.31	231	173	139	115	99	87	
	5	F	2.58	258	194	155	129	111	97	
	6	F	2.83	283	212	170	141	121	106	
DEF14003	1	M	1.39	139	104	83	69	59	52	CNSDEF140030X10
	2	M	1.96	196	147	118	98	84	73	
	3	F	2.40	240	180	144	120	103	90	
	4	F	2.77	277	208	166	139	119	104	
	5	F	3.10	310	232	186	155	133	116	
	6	F	3.39	339	255	204	170	145	127	
DEF14004	1	C	1.85	185	139	111	92	79	69	CNSDEF140040X10
	2	C	2.61	261	196	157	131	112	98	
	3	M	3.20	320	240	192	160	137	120	
	4	M	3.70	370	277	222	185	158	139	
	5	M	4.13	413	310	248	207	177	155	
	6	M	4.53	453	339	272	226	194	170	

HOLLOWCONE NOZZLES

Pack 10

Can be used with boom sprayers
Widely used with knapsack sprayers
Use to spray above or below foliage
Fine droplets produced 3 bar
Swirl plate is easily removed for cleaning



PESTICIDES &
FOLIAR



FUNGICIDE
SPRAYING



CAP
CNQG40291703



SCAN FOR
PRICING

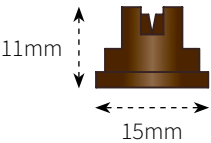


CODE / ANGLE	BAR	DROP SIZE	L/MIN	BOOM - L/HA (NOZZLE SPACING: 50CM)					KNAPSACK L/HA (60 M/MIN - 3.6KM /H)	PACK 10
				6 KM/H	8 KM/H	10 KM/H	12 KM/H	16 KM/H		
HC8001 85°	1	F	0.23	46	35	28	23	17	77	CNSHC010X10
	2	VF	0.33	65	49	39	33	24	109	
	3	VF	0.40	80	60	48	40	30	133	
	5	VF	0.52	103	77	2	52	39	172	
	8	VF	0.65	131	98	78	65	49	218	
	10	VF	0.73	146	110	88	73	55	243	
HC80015 80°	1	F	0.35	69	52	42	35	26	115	CNSHC015X10
	2	F	0.49	98	73	59	49	37	163	
	3	VF	0.60	120	90	72	60	45	200	
	5	VF	0.77	155	116	93	77	58	258	
	8	VF	0.98	196	147	118	98	73	327	
	10	VF	1.10	319	164	131	110	82	365	
HC8002 80°	1	F	0.46	92	69	55	46	35	154	CNSHC020X10
	2	F	0.65	131	98	78	65	49	218	
	3	VF	0.80	160	120	96	80	60	267	
	5	VF	1.03	207	155	124	103	77	344	
	8	VF	1.31	261	196	157	131	98	435	
	10	VF	1.83	365	274	219	183	137	730	
HC80035 80°	1	F	0.81	162	121	97	81	61	269	CNSHC035X10
	2	F	1.14	229	171	137	114	86	381	
	3	VF	1.40	280	210	168	140	105	467	
	5	VF	1.81	361	271	217	181	120	602	
	8	VF	2.29	457	343	274	229	171	762	
	10	VF	2.56	511	383	307	256	192	852	
HC8004 80°	1	F	0.92	185	139	111	92	69	308	CNSHC040X10
	2	F	1.31	261	196	157	131	98	435	
	3	VF	1.60	320	240	192	160	120	533	
	5	VF	2.07	413	310	248	207	155	689	
	8	VF	2.61	523	392	314	261	196	974	
	10	VF	2.92	584	438	351	292	219	974	

STANDARD FAN

Pack 10

Available in 80° or 110° options
Ensure even coverage when properly spaced
Moulded from Delrin® - high durability
Ideal for boom mount spraying



PESTICIDES &
FOLIAR



HERBICIDES &
BROADCAST



FUNGICIDE
SPRAYING

CAP

CNQG402900



SCAN FOR
PRICING



CODE	BAR	DROP SIZE	L/MIN	L/HA (NOZZLE SPACING: 50CM)							80° PACK 10	110° PACK 10
				6 KM/H	8 KM/H	10 KM/H	12 KM/H	14 KM/H	16 KM/H	18 KM/H		
SF08001 SF11001	1.5	F	0.28	57	42	34	28	24	21	19	CNSSF080010X10	CNSSF110010X10
	3	VF	0.40	80	60	48	40	34	30	27		
	5	VF	0.52	103	77	62	52	44	39	34		
	7	VF	0.61	122	92	73	61	52	46	41		
SF080015 SF110015	1.5	F	0.42	85	64	51	42	36	32	28	CNSSF080015X10	CNSSF110015X10
	3	VF	0.60	120	90	72	60	51	45	40		
	5	VF	0.77	155	116	93	77	66	58	52		
	7	VF	0.92	183	137	110	92	79	69	61		
SF08002 SF11002	1.5	F	0.57	113	85	68	57	48	42	38	CNSSF080020X10	CNSSF110020X10
	3	F	0.80	160	10	96	80	69	60	53		
	5	VF	1.03	207	155	124	103	89	77	69		
	7	VF	1.53	306	229	183	153	131	115	102		
SF08003 SF11003	1.5	M	0.85	170	127	102	85	73	64	57	CNSSF080030X10	CNSSF110030X10
	3	F	1.20	240	180	144	120	103	90	80		
	5	F	1.55	310	232	186	155	133	116	103		
	7	VF	1.83	367	275	220	183	157	137	122		
SF08004 SF11004	1.5	M	1.13	226	170	136	113	97	85	75	CNSSF080040X10	CNSSF110040X10
	3	F	1.60	320	240	192	160	137	120	107		
	5	F	2.07	413	310	248	207	177	155	138		
	7	F	2.44	489	367	293	244	209	183	163		
SF08005 SF11005	1.5	C	1.41	283	212	170	141	121	106	94	CNSSF110050X10	CNSSF110050X10
	3	M	2.00	400	300	240	200	171	150	133		
	5	M	2.58	516	387	310	258	221	194	172		
	7	M	3.06	611	458	367	306	262	229	204		

FAN CERAMIC 110°

Pack 10

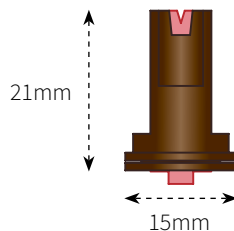
110° wide spraying angle

Two piece structure allows easy cleaning

Smooth coverage at any pressure

Big spray drops disperse into several smaller drops

Ceramic insert - ensures long life use



PESTICIDES &
FOLIAR



HERBICIDES &
BROADCAST



FUNGICIDE
SPRAYING



CAP

CNQG402900



SCAN FOR
PRICING

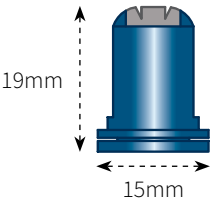


NOZZLE	BAR	DROP SIZE	L/MIN	L/HA (NOZZLE SPACING: 50CM)						110° PACK 10
				6 KM/H	8 KM/H	10 KM/H	12 KM/H	14 KM/H	16 KM/H	
AFC110015	1.5	XC	0.28	57	42	34	28	24	21	CNSAFC110015X10
	3	VC	0.60	120	90	72	60	51	45	
	4	C	0.69	139	104	83	69	59	52	
	6	C	0.85	170	127	102	85	73	64	
	8	C	0.98	196	147	118	98	84	73	
AFC11002	1.5	UC	0.57	113	85	68	57	48	42	CNSAFC110020X10
	3	XC	0.80	160	120	96	80	69	60	
	4	VC	0.92	185	139	111	92	79	69	
	6	C	1.13	226	170	136	113	97	85	
	8	C	1.31	261	196	157	131	112	98	
AFC11003	1.5	XC	0.85	170	127	102	85	73	64	CNSAFC110030X10
	3	VC	1.00	200	150	120	100	86	75	
	4	VC	1.39	277	208	166	139	119	104	
	6	C	1.70	339	255	204	170	145	127	
	8	C	1.96	392	294	235	196	168	147	
AFC11004	1.5	XC	1.13	226	170	136	113	97	85	CNSAFC110040X10
	3	XC	1.60	320	240	192	160	137	120	
	4	VC	1.85	370	277	222	185	158	139	
	6	C	2.26	453	339	272	226	194	170	
	8	C	2.61	523	392	314	261	224	196	
AFC11005	1.5	UC	1.41	283	212	170	141	121	106	CNSAFC110050X10
	3	XC	2.00	400	300	240	200	171	150	
	4	VC	2.31	462	346	277	231	198	173	
	6	VC	2.83	566	424	339	283	242	212	
	8	C	3.27	653	490	392	327	280	245	

TWIN FAN LOW DRIFT 110°

Pack 10

Improved penetration and coverage
Large droplets for drift reduction
Double outlet spout
Moulded from Delrin® - high durability
Ideal for boom mount spraying



PESTICIDES &
FOLIAR



HERBICIDES &
BROADCAST



FUNGICIDE
SPRAYING

CAP
CNQG402901



SCAN FOR
PRICING



NOZZLE	BAR	DROP SIZE	L/MIN	L/HA (50CM SPACING)							PACK 10
				6 KM/H	8 KM/H	10 KM/H	12 KM/H	14 KM/H	16 KM/H	18 KM/H	
TFLD11002	1.5	XC	0.57	113	85	68	57	48	42	38	CNSTFLD110020X10
	2	XC	0.65	131	98	78	65	56	49	44	
	3	VC	0.80	160	120	96	80	69	60	53	
	4	C	0.92	185	139	111	92	79	69	62	
	6	C	1.13	226	170	136	113	97	85	75	
TFLD11003	8	C	1.31	261	196	157	131	112	98	87	CNSTFLD110030X10
	1.5	UC	0.85	170	127	102	85	73	64	57	
	2	XC	0.98	196	147	118	98	84	73	65	
	3	XC	1.20	240	180	144	120	103	90	80	
	4	VC	1.39	277	208	166	139	119	104	92	
TFLD11004	6	VC	1.70	339	255	204	170	145	127	113	CNSTFLD110040X10
	8	C	1.96	392	294	235	196	168	147	131	
	1.5	XC	1.41	283	212	170	141	121	106	94	
	2	XC	1.63	327	245	196	163	140	122	109	
	3	XC	2.00	400	300	240	200	171	150	133	
	4	VC	2.31	462	346	277	231	198	173	154	
	6	VC	2.83	566	424	339	283	242	212	189	
	8	VC	3.27	653	490	392	327	280	245	218	



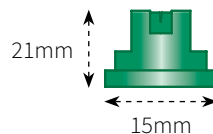
EVENFAN 80°

Pack 10

Ideal for use in small spray bars

Great for insect reduction for application by compression sprayers

Moulded from Delrin® - high durability



PESTICIDES &
FOLIAR



HERBICIDES &
BROADCAST



FUNGICIDE
SPRAYING

CAP
CNQG402900



SCAN FOR
PRICING




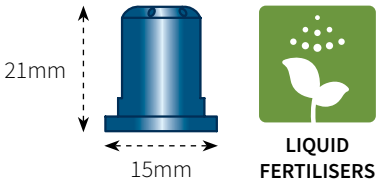
NOZZLE	BAR	DROP SIZE	L/MIN	L/HA (50CM SPACING)			L/HA (100CM SPACING)			80° PACK 10
				6 KM/H	8 KM/H	10 KM/H	6 KM/H	8 KM/H	10 KM/H	
EF080015	1	F	0.35	69	52	43	35	26	21	CNSEF080015X10
	2	F	0.49	98	73	59	49	37	29	
	3	F	0.60	120	90	72	60	45	36	
	5	VF	0.77	155	116	93	77	58	46	
	7	VF	0.92	183	137	110	92	69	55	
EF08002	1	F	0.46	92	69	55	46	35	28	CNSEF080020X10
	2	F	0.65	131	98	78	65	49	39	
	3	F	0.80	160	120	96	80	60	48	
	5	VF	1.03	207	155	124	103	77	62	
	7	VF	1.22	244	183	147	122	92	73	
EF08003	1	F	0.69	139	104	83	69	52	42	CNSEF080030X10
	2	F	0.98	196	147	118	98	73	59	
	3	F	1.20	240	180	144	120	90	72	
	5	F	1.55	310	232	186	155	116	93	
	7	F	1.83	367	275	220	183	137	110	
EF08004	1	M	0.92	185	139	111	92	69	55	CNSEF080040X10
	2	M	1.31	261	196	157	131	98	75	
	3	F	1.60	320	240	192	160	120	96	
	5	F	2.07	413	310	248	207	155	124	
	7	F	2.44	489	367	293	244	183	147	



PENTASTREAM

Pack 10

Angle of jets ensures even fertiliser spread
Constant jet pressure across range
Specific for fertilisers
Avoid crop damage when used under recommended pressures
Arrangement of nozzle holes allows consistent spray even at various heights - an even distribution avoids chemical burn

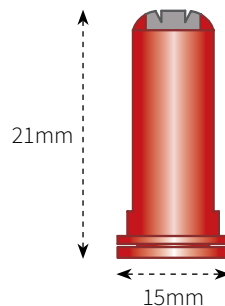


NOZZLE	BAR	L/MIN	L/HA (NOZZLE SPACING: 50CM)								110° PACK 10
			4 KM/H	6 KM/H	8 KM/H	10 KM/H	12 KM/H	14 KM/H	16 KM/H	18 KM/H	
PSP015	1	0.35	104	69	52	42	35	30	26	23	CNSPSP015X10
	2	0.49	147	98	73	59	49	42	37	33	
	3	0.60	180	10	90	72	60	51	45	40	
	4	0.69	208	139	104	83	69	59	52	46	
	5	0.77	232	155	116	93	77	66	58	52	
PSP02	1	0.46	139	92	69	55	46	40	35	31	CNSPSP020X10
	2	0.65	196	131	98	78	65	56	49	44	
	3	0.80	240	160	120	96	80	69	60	53	
	4	0.92	277	185	139	111	92	79	69	62	
	5	1.03	310	207	155	124	103	89	77	69	
PSP03	1	0.69	208	139	104	83	69	59	52	46	CNSPSP030X10
	2	0.98	294	196	147	118	98	84	73	65	
	3	1.20	360	240	180	144	120	103	90	80	
	4	1.39	416	277	208	166	139	119	104	92	
	5	1.55	465	310	232	186	155	133	116	103	
PSP04	1	0.92	277	185	139	111	92	79	69	62	CNSPSP040X10
	2	1.31	392	261	196	157	131	112	98	87	
	3	1.60	480	320	240	192	160	137	120	107	
	4	1.85	554	370	277	222	185	158	139	123	
	5	2.07	620	413	310	248	207	177	155	138	
PSP05	1	1.15	346	231	173	139	115	99	87	77	CNSPSP050X10
	2	1.63	490	327	245	196	163	140	122	109	
	3	2.00	600	400	300	240	200	171	150	133	
	4	2.31	693	462	346	277	231	198	173	154	
	5	2.58	775	516	387	310	258	221	194	172	
PSP06	1	1.39	416	277	208	166	139	119	104	92	CNSPSP060X10
	2	1.96	588	292	294	235	196	168	147	131	
	3	2.40	720	480	360	288	240	206	180	160	
	4	2.77	831	554	416	333	277	238	208	185	
	5	3.10	930	620	465	372	310	266	232	207	

TWIN FAN AIR 110°

Pack 10

Three nozzle parts - ideal nozzle cleaning
Improved penetration and coverage
Large droplets for drift reduction
Moulded from Delrin® - high durability
Ideal for boom mount spraying



PESTICIDES &
FOLIAR




HERBICIDES &
BROADCAST



FUNGICIDE
SPRAYING

CAP
CNQG402901



SCAN FOR
PRICING



CODE	BAR	DROP SIZE	L/MIN	L/HA (NOZZLE SPACING: 50CM)								110° PACK 10
				6 KM/H	8 KM/H	10 KM/H	12 KM/H	14 KM/H	16 KM/H	18 KM/H	20 KM/H	
TFA11002	1.5	UC	0.57	113	85	68	57	48	42	38	34	CNSTFA110020X10
	2	XC	0.65	131	98	78	65	56	49	44	39	
	3	XC	0.80	160	120	96	80	69	60	53	48	
	4	VC	0.92	185	139	111	92	79	69	62	55	
	6	C	1.13	226	170	136	113	97	85	75	68	
	8	C	1.31	261	196	157	131	112	98	87	78	
TFA11003	1.5	UC	0.85	170	127	102	85	73	64	57	51	CNSTFA110030X10
	2	XC	0.98	196	147	118	98	84	73	65	59	
	3	XC	1.20	240	180	144	120	103	90	80	80	
	4	XC	1.39	277	208	166	139	119	104	92	83	
	6	VC	1.70	339	255	204	170	145	127	113	102	
	8	C	1.96	392	294	235	196	168	147	131	118	
TFA11004	1.5	UC	1.13	226	170	136	113	97	85	75	68	CNSTFA110040X10
	2	UC	1.31	261	196	157	131	112	98	87	78	
	3	UC	1.60	320	240	192	160	137	120	117	96	
	4	XC	1.85	370	277	222	185	158	139	123	111	
	6	XC	2.26	453	339	272	226	194	170	151	136	
	8	VC	2.61	523	392	314	261	224	196	174	157	

Image does not show nozzles in action. Image for marketing purposes only.





NOZZLES

TEEJET

TeeJet produce some of the most popular nozzles in the industry. Nozzles are precision-engineered for specific applications so it is essential to use the ones best suited for your operations.

TURBO WIDE ANGLE 110°

Pack 10

Available in 110°

Tapered edge wide angle flat spray pattern for uniform coverage in broadcast spraying

Full coverage maintained over a wide pressure range


Ideal for use with machines using auto application rate controllers

Precision moulded in polyacetal - superior wear life

Large rounded internal passage to minimise clogging

Larger droplets for less drift (1 - 6 bar)

NOTE: Always double check your application rates.
Tabulations are based on spraying water at 21°C (70°F)



PESTICIDES &
FOLIAR



HERBICIDES &
BROADCAST



FUNGICIDE
SPRAYING



SCAN FOR
PRICING



	BAR	DROP SIZE	L/ MIN	L/HA (NOZZLE SPACING: 50CM)													110° PACK 10
				4 KM/H	5 KM/H	6 KM/H	7 KM/H	8 KM/H	10 KM/H	12 KM/H	16 KM/H	18 KM/H	20 KM/H	25 KM/H	30 KM/H	35 KM/H	
TT11001	1.0	C	0.23	69.0	55.2	46.0	39.4	34.5	27.6	23.0	17.3	15.3	13.8	11.0	9.2	7.9	CNSTT110010X10
	2.0	M	0.32	96.0	76.8	64.0	54.9	48.0	38.4	32.0	24.0	21.3	19.2	15.4	12.8	11.0	
	3.0	M	0.39	117	93.6	78.0	66.9	58.5	46.8	39.0	29.3	26.0	23.4	18.7	15.6	13.4	
	4.0	F	0.45	135	108	90.0	77.1	67.5	54.0	45.0	33.8	30.0	27.0	21.6	18.0	15.4	
	5.0	F	0.50	150	120	100	85.7	75.0	60.0	50.0	37.5	33.3	30.0	24.0	20.0	17.1	
	6.0	F	0.55	165	132	110	94.3	82.5	66.0	55.0	41.3	36.7	33.0	26.4	22.0	18.9	
TT110015	1.0	VC	0.34	102	81.6	68.0	58.3	51.0	40.8	34.0	25.5	22.7	20.4	16.3	13.6	11.7	CNSTT110015X10
	2.0	M	0.48	144	115	96.0	82.3	72.0	57.6	48.0	36.0	32.0	28.8	23.0	19.2	16.5	
	3.0	M	0.59	177	142	118	101	88.5	70.8	59.0	44.3	39.3	35.4	28.3	23.6	20.2	
	4.0	F	0.68	204	163	136	117	102	81.6	68.0	51.0	45.3	40.8	32.6	27.2	23.3	
	5.0	F	0.76	228	182	152	130	114	91.2	76.0	57.0	50.7	45.6	36.5	30.4	26.1	
	6.0	F	0.83	249	199	166	142	125	99.6	83.0	62.3	55.3	49.8	39.8	33.2	28.5	
TT11002	1.0	VC	0.46	138	110	92.0	78.9	69.0	55.2	46.0	34.5	30.7	27.6	22.1	18.4	15.8	CNSTT110020X10
	2.0	C	0.65	195	156	130	111	97.5	78.0	65.0	48.8	43.3	39.0	31.2	26.0	22.3	
	3.0	M	0.79	237	190	158	135	119	94.8	79.0	59.3	52.7	47.4	37.9	31.6	27.1	
	4.0	M	0.91	273	218	182	156	137	109	91.0	68.3	60.7	54.6	43.7	36.4	31.2	
	5.0	F	1.02	306	245	204	175	153	122	102	76.5	68.0	61.2	49.0	40.8	35.0	
	6.0	F	1.12	336	269	224	192	168	134	112	84.0	74.7	67.2	53.8	44.8	38.4	
TT110025	1.0	VC	0.57	171	137	114	97.7	85.5	68.4	57.0	42.8	38.0	34.2	27.4	22.8	19.5	CNSTT110025X10
	2.0	C	0.81	243	194	162	139	122	97.5	81.0	60.8	54.0	48.6	38.9	32.4	27.8	
	3.0	M	0.99	297	238	198	170	149	119	99.0	74.3	66.0	59.4	47.5	39.6	33.9	
	4.0	M	1.14	342	274	228	195	171	137	114	85.5	76.0	68.4	54.7	45.6	39.1	
	5.0	F	1.28	384	307	256	219	192	154	128	96.0	85.3	76.8	61.4	51.2	43.9	
	6.0	F	1.40	420	336	280	240	210	168	140	105	93.3	84.0	67.2	56.0	48.0	
TT11003	1.0	VC	0.68	204	163	136	117	102	81.6	68.0	51.0	45.3	40.8	32.6	27.2	23.3	CNSTT110030X10
	2.0	C	0.96	288	230	192	165	144	115	96.0	72.0	64.0	57.6	46.1	38.4	32.9	
	3.0	M	1.18	354	283	236	202	177	142	118	88.5	78.7	70.8	56.6	47.2	40.5	
	4.0	M	1.36	408	326	272	233	204	163	136	102	90.7	81.6	65.3	54.4	46.6	
	5.0	M	1.52	456	365	304	261	228	182	152	114	101	91.2	73.0	60.8	52.1	
	6.0	M	1.67	501	401	334	286	251	200	167	125	111	100	80.2	66.8	57.3	
TT11004	1.0	XC	0.91	273	218	182	156	137	109	91.0	68.3	60.7	54.6	43.7	36.4	31.2	CNSTT110040X10
	2.0	C	1.29	387	310	258	221	194	155	129	96.8	86.0	77.4	61.9	51.6	44.2	
	3.0	C	1.58	474	379	316	271	237	190	158	119	105	94.8	75.8	63.2	54.2	
	4.0	M	1.82	546	437	367	312	273	218	182	137	121	109	87.4	72.8	62.4	
	5.0	M	2.04	612	490	408	350	306	245	204	153	136	122	97.9	81.6	69.9	
	6.0	M	2.23	669	535	446	382	335	268	223	167	149	134	107	89.2	76.5	
TT11005	1.0	XC	1.14	342	274	228	195	171	137	114	85.5	76.0	68.4	54.7	45.6	39.1	CNSTT110050X10
	2.0	VC	1.61	483	386	322	276	242	193	161	121	107	96.6	77.3	64.4	55.2	
	3.0	C	1.97	591	473	394	338	296	236	197	148	131	118	94.6	78.8	67.5	
	4.0	C	2.27	681	545	454	389	341	272	227	170	151	136	109	90.8	77.8	
	5.0	M	2.54	762	610	508	435	381	305	254	191	169	152	122	102	87.1	
	6.0	M	2.79	837	670	558	478	419	335	279	209	186	167	134	112	95.7	
TT11006	1.0	XC	1.37	411	329	274	235	206	164	137	103	91.3	82.2	65.8	54.8	47.0	CNSTT110060X10
	2.0	VC	1.94	582	466	388	333	291	233	194	146	129	116	93.1	77.6	66.5	
	3.0	VC	2.37	711	569	474	406	356	284	237	178	158	142	114	94.8	81.3	
	4.0	C	2.74	822	658	548	470	411	329	274	206	183	164	132	110	93.9	
	5.0	C	3.06	918	734	612	525	459	367	306	230	204	184	147	122	105	
	6.0	M	3.35	1005	804	670	574	503	402	335	251	223	201	161	134	115	
TT11008	1.0	XC	1.82	546	437	364	312	273	218	182	137	121	109	87.4	72.8	62.4	CNSTT110080X10
	2.0	VC	2.58	774	619	516	442	387	310	258	194	172	155	124	103	88.5	
	3.0	C	3.16	948	758	632	542	474	379	316	237	211	190	152	126	108	
	4.0	C	3.65	1095	876	730	626	548	438	365	274	243	219	175	146	125	
	5.0	M	4.08	1224	979	816	699	612	490	408	306	272	245	196	163	140	
	6.0	M	4.47	1341	1073	894	766	671	536	447	335	298	268	215	179	153	

TURBO TWINJET®

Pack 10

Dual outlet with 60° forward and 60° back spray pattern
Best for broadcast spraying - superior leaf coverage and canopy penetration

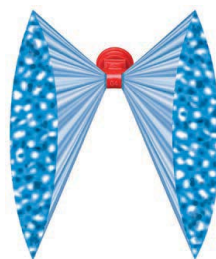
Ideal for use with automatic control sprayers

Moulded in polymer - excellent chemical and wear resistance

Slightly larger droplet size range - drift reducing

NOTE: Always double check your application rates.

Tabulations are based on spraying water at 21°C (70°F)



PESTICIDES &
FOLIAR



HERBICIDES &
BROADCAST



FUNGICIDE
SPRAYING



SCAN FOR
PRICING



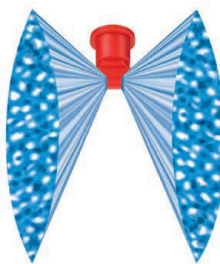
	BAR	DROP SIZE	L/MIN	L/HA (NOZZLE SPACING: 50CM)													110° PACK 10
				4 KM/H	5 KM/H	6 KM/H	7 KM/H	8 KM/H	10 KM/H	12 KM/H	16 KM/H	18 KM/H	20 KM/H	25 KM/H	30 KM/H	35 KM/H	
TUJ6011002	1.5	C	0.56	168	134	112	96.0	84.0	67.2	56.0	42.0	37.3	33.6	26.9	22.4	19.2	CNSTTJ110020X10
	2.0	C	0.65	195	156	130	111	97.5	78.0	65.0	48.8	43.3	39.0	31.2	26.0	22.3	
	3.0	C	0.79	237	190	158	135	119	94.8	79.0	59.3	52.7	47.4	37.9	31.6	27.1	
	4.0	M	0.91	273	218	182	156	137	109	91.0	68.3	60.7	54.6	43.7	36.4	31.2	
	5.0	M	1.02	306	245	204	175	153	122	102	76.5	68.0	61.2	49.0	40.8	35.0	
	6.0	M	1.12	336	269	224	192	168	134	112	84.0	47.7	67.2	53.8	44.8	38.4	
TUJ6011025	1.5	VC	0.70	210	168	140	120	105	84.0	70.0	52.5	46.7	42.0	33.6	28.0	24.0	CNSTTJ110025X10
	2.0	C	0.81	243	194	162	139	122	97.2	81.0	60.8	54.0	48.6	38.9	32.4	27.8	
	3.0	C	0.99	297	238	198	170	149	119	99.0	74.3	66.0	59.4	47.5	39.6	33.9	
	4.0	C	1.14	342	274	228	195	171	137	114	85.5	76.0	68.4	54.7	45.6	39.1	
	5.0	M	1.28	384	307	256	219	192	154	128	96.0	85.3	76.8	61.4	51.2	43.9	
	6.0	M	1.40	420	336	280	240	210	168	140	105	93.3	84.0	67.2	56.0	48.0	
TUJ6011003	1.5	VC	0.83	249	199	166	142	125	99.6	83.0	62.3	55.3	49.8	39.8	33.2	28.5	CNSTTJ110030X10
	2.0	C	0.96	288	230	192	165	144	115	96.0	72.0	64.0	57.6	46.1	38.4	32.9	
	3.0	C	1.18	354	283	236	202	177	142	118	88.5	78.7	70.8	56.6	47.2	40.5	
	4.0	C	1.36	408	326	272	233	204	163	136	102	90.7	81.6	65.3	54.4	46.6	
	5.0	C	1.52	456	365	304	261	228	182	152	114	101	91.2	73.0	60.8	52.1	
	6.0	M	1.67	501	401	334	286	251	200	167	125	111	100	80.2	66.8	57.3	
TUJ6011004	1.5	VC	1.12	336	269	224	192	168	134	112	84.0	74.7	67.2	53.8	44.8	38.4	CNSTTJ110040X10
	2.0	C	1.29	387	310	258	221	194	155	129	96.8	86.0	77.4	61.9	51.6	44.2	
	3.0	C	1.58	474	379	316	271	237	190	158	119	105	94.8	75.8	63.2	54.2	
	4.0	C	1.82	546	437	364	312	273	218	182	137	121	109	87.4	72.8	62.4	
	5.0	C	2.04	612	4790	408	350	306	245	204	153	136	122	97.9	81.6	69.9	
	6.0	M	2.23	669	535	446	382	335	268	223	167	149	134	107	89.2	76.5	
TUJ6011006	1.5	XC	1.68	504	403	336	288	252	202	168	126	112	101	80.6	67.2	57.6	CNSTTJ110060X10
	2.0	VC	1.94	582	466	388	333	291	233	194	146	129	116	93.1	77.6	66.5	
	3.0	C	2.37	711	569	474	406	356	284	237	178	158	142	114	94.8	81.3	
	4.0	C	2.74	822	658	548	470	411	329	274	206	183	164	132	110	93.9	
	5.0	C	3.06	918	734	612	525	459	367	306	230	204	184	147	122	105	
	6.0	C	3.35	1005	804	670	574	503	402	335	251	223	201	161	134	115	

AIR INDUCTION TURBO TWINJET 110°

Pack 10

Air induction with dual 110° flat fan patterns
Increased canopy penetration and best drift control
Best suited for post-emergence applications
Pressure ranges from 20 - 90psi (1.5 - 6 bar)
Excellent drift control with coarse to very coarse droplets

NOTE: Always double check your application rates.
Tabulations are based on spraying water at 21°C (70°F)



PESTICIDES &
FOLIAR



HERBICIDES &
BROADCAST



FUNGICIDE
SPRAYING



SCAN FOR
PRICING



	BAR	DROP SIZE	L/MIN	L/HA (NOZZLE SPACING: 50CM)												110° PACK 10	
				4 KM/H	5 KM/H	6 KM/H	7 KM/H	8 KM/H	10 KM/H	12 KM/H	16 KM/H	18 KM/H	20 KM/H	25 KM/H	30 KM/H	35 KM/H	
AITTJ11002	1.5	XC	0.56	168	134	112	96.0	84.0	67.2	56.0	42.0	37.3	33.6	26.9	22.4	19.2	CNSAITTJ110020X10
	2.0	VC	0.65	195	156	130	111	97.5	78.0	65.0	48.8	43.3	39.0	31.2	26.0	22.3	
	3.0	VC	0.79	237	190	158	135	119	94.8	79.0	59.3	52.7	47.4	37.9	31.6	27.1	
	4.0	C	0.91	273	218	182	156	137	109	91.0	68.3	60.7	54.6	43.7	36.4	31.2	
	5.0	C	1.02	306	245	204	175	153	122	102	76.5	68.0	61.2	49.0	40.8	35.0	
	6.0	C	1.12	336	269	224	192	168	134	112	84.0	74.7	67.2	53.8	44.8	38.4	
AITTJ11003	1.5	UC	0.83	249	199	166	142	125	99.6	83.0	62.3	55.3	49.8	39.8	33.2	28.5	CNSAITTJ110030X10
	2.0	XC	0.96	288	230	192	165	144	115	96.0	72.0	64.0	57.6	46.1	38.4	32.9	
	3.0	VC	1.18	354	283	236	202	177	142	118	88.5	78.7	70.8	56.6	47.2	40.5	
	4.0	VC	1.36	408	326	272	233	204	163	136	102	90.7	81.6	65.3	54.4	46.6	
	5.0	C	1.52	456	365	304	261	228	182	152	114	101	91.2	73.0	60.8	52.1	
	6.0	C	1.67	501	401	334	286	251	200	167	125	111	100	80.2	66.8	57.3	
AITTJ11004	1.5	UC	1.12	336	269	224	192	168	134	112	84.0	74.7	67.2	53.8	44.8	38.4	CNSAITTJ110040X10
	2.0	XC	1.29	387	310	258	221	194	155	129	96.8	86.0	77.4	61.9	51.6	44.2	
	3.0	VC	1.58	474	379	316	271	237	190	158	119	105	94.8	75.8	63.2	54.2	
	4.0	VC	1.82	546	437	367	312	273	218	182	137	121	109	87.4	72.8	62.4	
	5.0	C	2.04	612	490	408	350	306	245	204	153	136	122	97.9	81.6	69.9	
	6.0	C	2.23	669	535	446	382	335	268	223	167	149	134	107	89.2	76.5	



Picture for marketing purposes only.

AIR INDUCTION XR

Pack 10

110° wide - taped flat spray angle
Two piece polymer construction
Compact size - prevents damage
Removable pre-orifice



SCAN FOR
PRICING



NOTE: Always double check your application rates. Tabulations are based on spraying water at 21°C (70°F)

	BAR	DROP SIZE	L/MIN	L/HA (NOZZLE SPACING: 50CM)												110° PACK 10	
				4 KM/H	5 KM/H	6 KM/H	7 KM/H	8 KM/H	10 KM/H	12 KM/H	16 KM/H	18 KM/H	20 KM/H	25 KM/H	30 KM/H	35 KM/H	
AIR110015	1.0	XC	0.34	102	81.6	68.0	58.3	51.0	40.8	34.0	25.5	22.7	20.4	16.3	13.6	11.7	CNSAIXR110015X10
	2.0	VC	0.48	144	115	96.0	82.3	72.0	57.6	48.0	36.0	32.0	28.8	23.0	19.2	16.5	
	3.0	C	0.59	177	142	118	101	88.5	70.8	59.0	44.3	39.3	35.4	28.3	23.6	20.2	
	4.0	C	0.68	204	163	136	117	102	81.6	68.0	51.0	45.3	40.8	32.6	27.2	23.3	
	5.0	M	0.76	228	182	152	130	114	91.2	76.0	57.0	50.7	45.6	36.5	30.4	26.1	
	6.0	M	0.83	249	199	166	142	125	99.6	83.0	62.3	55.3	49.8	39.8	33.2	28.5	
AIR11002	1.0	XC	0.46	138	110	92.0	78.9	69.0	55.2	46.0	34.5	30.7	27.6	22.1	18.4	15.8	CNSAIXR110020X10
	2.0	VC	0.65	195	156	130	111	97.5	78.0	65.0	48.8	43.3	39.0	31.2	26.0	22.3	
	3.0	C	0.79	237	190	158	135	119	94.8	79.0	59.3	52.7	47.4	37.9	31.6	27.1	
	4.0	C	0.91	273	218	182	156	137	109	91.0	68.3	60.7	54.6	43.7	36.4	31.2	
	5.0	C	1.02	306	245	204	175	153	122	102	76.5	68.0	61.2	49.0	40.8	35.0	
	6.0	M	1.12	336	269	224	192	168	134	112	84.0	74.7	67.2	53.8	44.8	38.4	
AIR110025	1.0	XC	0.57	171	137	114	97.7	85.5	68.4	57.0	42.8	38.0	34.2	27.4	22.8	19.5	CNSAIXR110025X10
	2.0	XC	0.81	243	194	162	139	122	97.5	81.0	60.8	54.0	48.6	38.9	32.4	27.8	
	3.0	VC	0.99	297	238	198	170	149	119	99.0	74.3	66.0	59.4	47.5	39.6	33.9	
	4.0	C	1.14	342	274	228	195	171	137	114	85.5	76.0	68.4	54.7	45.6	39.1	
	5.0	C	1.28	384	307	256	219	192	154	128	96.0	85.3	76.8	61.4	51.2	43.9	
	6.0	C	1.40	420	336	280	240	210	168	140	105	93.3	84.0	67.2	56.0	48.0	
AIR11003	1.0	UC	0.68	204	163	136	117	102	81.6	68.0	51.0	45.3	40.8	32.6	27.2	23.3	CNSAIXR110030X10
	2.0	XC	0.96	288	230	192	165	144	115	96.0	72.0	64.0	57.6	46.1	38.4	32.9	
	3.0	VC	1.18	354	283	236	202	177	142	118	88.5	78.7	70.8	56.6	47.2	40.5	
	4.0	VC	1.36	408	326	272	233	204	163	136	102	90.7	81.6	65.3	54.4	46.6	
	5.0	C	1.52	456	365	304	261	228	182	152	114	101	91.2	73.0	60.8	52.1	
	6.0	C	1.67	501	401	334	286	251	200	167	125	111	100	80.2	66.8	57.3	
AIR11004	1.0	UC	0.91	273	218	182	156	137	109	91.0	68.3	60.7	54.6	43.7	36.4	31.2	CNSAIXR110040X10
	2.0	XC	1.29	387	310	258	221	194	155	129	96.8	86.0	77.4	61.9	51.6	44.2	
	3.0	XC	1.58	474	379	316	271	237	190	158	119	105	94.8	75.8	63.2	54.2	
	4.0	VC	1.82	546	437	367	312	273	218	182	137	121	109	87.4	72.8	62.4	
	5.0	C	2.04	612	490	408	350	306	245	204	153	136	122	97.9	81.6	69.9	
	6.0	C	2.23	669	535	446	382	335	268	223	167	149	134	107	89.2	76.5	
AIR11005	1.0	UC	1.14	342	274	228	195	171	137	114	85.5	76.0	68.4	54.7	45.6	39.1	CNSAIXR110050X10
	2.0	XC	1.61	483	386	322	276	242	193	161	121	107	96.6	77.3	64.4	55.2	
	3.0	XC	1.97	591	473	394	338	296	236	197	148	131	118	94.6	78.8	67.5	
	4.0	VC	2.27	681	545	454	389	341	272	227	170	151	136	109	90.8	77.8	
	5.0	C	2.54	762	610	508	435	381	305	254	191	169	152	122	102	87.1	
	6.0	C	2.79	837	670	558	478	419	335	279	209	186	167	134	112	95.7	
AIR11006	1.0	UC	1.37	411	329	274	235	206	164	137	103	91.3	82.2	65.8	54.8	47.0	CNSAIXR110060X10
	2.0	XC	1.94	582	466	388	333	291	233	194	146	129	116	93.1	77.6	66.5	
	3.0	XC	2.37	711	569	474	406	356	284	237	178	158	142	114	94.8	81.3	
	4.0	VC	2.74	822	658	548	470	411	329	274	206	183	164	132	110	93.9	
	5.0	C	3.06	918	734	612	525	459	367	306	230	204	184	147	122	105	
	6.0	C	3.35	1005	804	670	574	503	402	335	251	223	201	161	134	115	

BRASS OFF-CENTRE FLAT SPRAY

Pack 10

Highly durable brass construction

Commonly installed in double and single swivel nozzle bodies

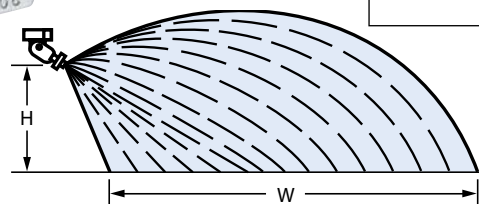
Wide spray swath attained with adjustable nozzle bodies

NOTE: Always double check your application rates.

Tabulations are based on spraying water at 21°C (70°F)



SCAN FOR
PRICING



	BAR	L/MIN	L/HA (HEIGHT = 45CM)					L/HA (HEIGHT = 60CM)					CODE
			"W" cm	4 KM/H	6 KM/H	8 KM/H	10 KM/H	"W" cm	4 KM/H	6 KM/H	8 KM/H	10 KM/H	
OC-03	2.0	0.96	195	73.8	49.2	36.9	29.5	203	70.9	47.3	35.5	28.4	CNSOC030
	3.0	1.18	203	87.2	58.1	43.6	34.9	210	84.3	56.2	42.1	33.7	
	4.0	1.36	208	98.1	65.4	49.0	39.2	215	94.9	63.3	47.4	38.0	
OC-04	2.0	1.29	231	83.8	55.8	41.9	33.5	236	82.0	54.7	41.0	32.8	CNSOC040
	3.0	1.58	236	100	66.9	50.2	40.2	238	99.6	66.4	49.8	39.8	
	4.0	1.82	238	115	76.5	57.4	45.9	241	113	75.5	56.6	45.3	
OC-08	2.0	2.58	254	152	102	76.2	60.9	279	139	92.5	69.4	55.5	CNSOC080
	3.0	3.16	259	183	122	91.5	73.2	284	167	111	83.5	66.8	
	4.0	3.65	264	207	138	104	83.0	287	191	127	95.4	76.3	
OC-10													CNSOC100
OC-20													CNSOC200
OC-40													CNSOC400

See BoomJet Nozzle for more information. Page 78

FIRE / WASH DOWN NOZZLES

A.



B.



CODE

DESCRIPTION

A.	CNAFB20F	Brass 3/4 Adjustable fire fighting nozzle
B.	CNAFP20F	20mm Adjustable fire fighting nozzle
B.	CNAFP25F	25mm Adjustable fire fighting nozzle
B.	CNAFP38F	38mm Adjustable fire fighting nozzle

SCAN FOR
PRICING






NOZZLE HOLDERS

WET / DRY BOOM NOZZLE BODIES

WET BOOM NOZZLE BODIES

DESCRIPTION		CAP, GASKET & BOLTS	SINGLE	PACK 4
A.	Clamp Non-Drip Nozzle Holder with check valve, suits ½" pipe		N/A	ATPNCVQ12SX4
B.	Clamp Non-Drip Nozzle Holder with check valve, suits ½" pipe, fittings inc.	✓	N/A	ATPNCVQ12CGBX4
C.	Hinged Non-Drip Nozzle Holder with check valve, suits ½" pipe		N/A	ATPNHVQ12SX4
D.	Hinged Non-Drip Nozzle Holder with check valve, suits ½" pipe, fittings inc.	✓	N/A	ATPNHVQ12CGBX4


DRY BOOM NOZZLE BODIES

A.	B.	C.	D.	E.	F.	G.	CAP & GASKET	
								
DESCRIPTION							SCAN FOR PRICING	
								
				WITHOUT CAP & GASKET		WITH CAP & GASKET		
				SINGLE	PACK 4			
						SINGLE	PACK 4	
A.	Nozzle Holder Elbow (1-way) with 10mm hose barb (10mm hose)			N/A	-	ATPNDQE10C	-	
B.	Elbow Nozzle Holder with check valve, 10mm hose barb			N/A	ATPNDVQE10X4	ATPNDVQE10C	ATPNDVQE10CX4	
C.	Nozzle Holder Tee (2-way) with 10mm hose barb (10mm hose)			ATPNDQT10	-	ATPNDQT10C	-	
D.	Tee Nozzle Holder with check valve, 10mm hose barb			N/A	ATPNDVQT10X4	N/A	ATPNDVQT10CX4	
E.	Nozzle Holder Cross (3-way) with 10mm hose barb (10mm hose)			ATPNDQX10	-	ATPNDQX10C	-	
F.	Cross Nozzle Holder with check valve, 10mm hose barb			N/A	ATPNDVQX10X4	N/A	ATPNDVQX10CX4	
G.	Vari Spacing Clamp suits 1" (25mm) square tube			ATPNV25	-	-	-	

NOZZLE HOLDERS

THREADED & SWIVEL


THREADED NOZZLE BODIES



DESCRIPTION

THREADED NOZZLE BODIES	SINGLE	PACK 2
A. Nozzle Holder Cross with 10mm barb	N/A	ATPNDTX10ACX2
B. Nozzle Body Assembly Elbow with 10mm barb, nut and threaded cap	N/A	ATPNDTE10CX2
C. Nozzle Body Assembly Tee with 10mm barb, nut and threaded cap	N/A	ATPNDTT10CX2
D. Threaded Nozzle Holder with check valve, 1/4" BSP, quick couple cap	N/A	ATPNTVQ08CX2

SWIVEL NOZZLE BODIES




DESCRIPTION

THREADED NOZZLE BODIES	SINGLE	PACK 2
A. Poly Single Swivel Nozzle Holder - 3/8" BSPF	-	ATPNSQ10CX2
B. Poly Single Swivel Nozzle Holder with Quick Couple Cap - 3/8" BSPF Pack 2	-	ATPNSQ10CX2
C. Single Swivel Nozzle Holder - 1/4" BSPF, threaded cap	ATPNST08C	ATPNST08CX2
D. Swivel Nozzle Body with Ball Valve - 3/8" BSPF, Brass off-centre end jet nozzle, 1/4" ball valve	ATPNSV100C	-
E. Threaded Nozzle Holder - 3/8" elbow hose barb, Brass off-centre end jet nozzle, 1/4" ball valve (Suits Versatile Boom)	ATPNSVE100C	-

NOZZLE ACCESSORIES

CAPS & FILTERS



CAPS


Suits ARAG (ASJ) nozzles



DESCRIPTION		SINGLE	PACK 4
A.	Cap & Washer suits SF, EF, WR, TLT, AFC, SFA, LD nozzles	N/A	CNQG40290003X4
B.	Cap & Washer suits TFLD, TFA, PSP nozzles	N/A	CNQG40290103X4
C.	Cap & Washer suits DEF nozzles	N/A	CNQG40290803X4
D.	Cap & Washer suits HC nozzles	N/A	CNQG40291703X4
E.	Blank Cap & gasket - shut off nozzle	CNQG40290901	-

FILTERS

#50 mesh = 297 microns
#100 mesh = 149 microns



DESCRIPTION		SINGLE	PACK 10
A.	#50 Mesh Ball Check nozzle filter	N/A	CNRB424210X10
B.	#100 Mesh Ball Check nozzle filter	N/A	CNRB424211X10
A.	#50 Mesh Cylindrical Non-Drip nozzle filter	N/A	CNRC424310X10
B.	#100 Mesh Cylindrical Non-Drip nozzle filter	N/A	CNRC424311X10



SPRAY PARTS & COMPONENTS

BACK YOUR SPRAYER

AN EXTENSIVE RANGE


Stocking a wide range of sprayer parts and accessories to ensure no time lost whilst spraying. View our full range on parts.rapidspray.net

HOSE ACCESSORIES

HOSE, HOSE FITTINGS & GAUGES




HOSE FITTINGS



CODE	DESCRIPTION
A. CFBS08B08B	8mm Brass Hose Joiner
A. CFBS10B10B	10mm Brass Hose Joiner
B. CFBDS1208NS	Nut & Tail ½" BSPF x 8mm Compression fitting suits Buddy Reel spray gun end
B. CFBS12F10MN	Nut & Tail ½" BSPF x 10mm Compression fitting suits Buddy Reel spray gun end
C. CFBW12B	Brass Suction Line Weight for 12mm hose
D. CFCWZ1016MMX10	10-16mm Hose Clamp - worm drive - pack/10
D. CFCWZ1222MMX10	12-22mm Hose Clamp - worm drive - pack/10
D. CFCWZ2032MMX10	20-32mm Hose Clamp - worm drive - pack/10
E. CFCWZ3550MMX10	35-50mm Hose Clamp - worm drive - pack/10
F. CYGTE12	Hose Top Hat Grommet suits ½" (10mm) ID
F. CYGTE20	Hose Top Hat Grommet suits ¾" (12mm) ID

GAUGES




CODE	DESCRIPTION
A. CFGD100P08BRP	0-7 bar / 0-100psi Gauge with ¼" Bottom Port suits 12V Spot Sprayers
CFGD200P06SRP	0-14 bar / 0-200psi Gauge with ⅛" Rear Port suits Quick Attach Regulators
CFGG100P06BRP	0-7 bar / 0-100psi Gauge with SS Bottom Port





HOSE



CODE	DESCRIPTION
A. CUF14519MMX36N	36m x 19mm Fire Hose with adjustable fire nozzle
B. CUNB10MMX50	50m x 10mm Nylon Spray Hose for Buddy Smart Reel®
CUNB10MMX100	100m x 10mm Nylon Spray Hose for Buddy Smart Reel®
CUNB10MMX150	150m x 10mm Nylon Spray Hose for Buddy Smart Reel®
C. CUUC19MM	19mm Clear Suction Hose (not for pressure lines) - PRICE PER METRE
CUUC25MM	25mm Clear Suction Hose (not for pressure lines) - PRICE PER METRE
CUUC32MM	32mm Clear Suction Hose (not for pressure lines) - PRICE PER METRE
CUUC38MM	38mm Clear Suction Hose (not for pressure lines) - PRICE PER METRE
CUUC50MM	50mm Clear Suction Hose (not for pressure lines) - PRICE PER METRE
D. CUY58008MM	8mm Spray Hose 40 bar 580psi - PRICE PER METRE
CUY58010MM	10mm Spray Hose 40 bar 580psi - PRICE PER METRE
CUY58012MM	12mm Spray Hose 40 bar 580psi - PRICE PER METRE
CUY58019MM	19mm Spray Hose 40 bar 580psi - PRICE PER METRE
CUY58025MM	25mm Spray Hose 40 bar 580psi - PRICE PER METRE

SCAN FOR
PRICING



HOSE ACCESSORIES

CAMLOCKS & FITTINGS



CAMLOCK FITTINGS



CODE	DESCRIPTION
A. CFFCP040A	1 ½" Camlock adaptor - Female Thread
CFFCP050A	2" Camlock adaptor - Female Thread
B. CFFCP040C	1 ½" Female Camlock adaptor with 38mm hosetail
CFFCP050C	2" Female Camlock adaptor with 50mm hosetail
C. CFFCP040H	1 ½" Female Camlock dust cap
CFFCP050H	2" Female Camlock dust cap

HEX PLUG


Suits boom pipes
Threaded
BSPT



CODE	THREAD SIZE
CFNB10MRP	3/8"

DRAIN PLUG


Threaded with EPDM gasket



CODE	THREAD SIZE
A. CFNB20M	3/4"
B. CFNB50M	2"

THREADED STRAIGHT & ELBOW FITTINGS

CODE	THREAD SIZE	BARB	PACK 2
A. CFNE10M10BX2	3/8"	10mm	✓
A. CFNE12M10B	1/2"	10mm	
A. CFNE10M12BX2	3/8"	12mm	✓
B. CFNS10M10BX2	3/8"	10mm	✓
B. CFNS12M12B	1/2"	12mm	



HOSE ACCESSORIES

CAMLOCKS & FITTINGS CONT.


SCAN FOR
PRICING



1 YEAR
COMPONENTRY
WARRANTY

ELBOWS

Barb swivel elbows
NPTF
Suits Shurflo pumps



	CODE	THREAD SIZE	BARB	PACK 2
A.	CFNE12NF10B	1/2"	10mm	
A.	CFNE12NF10BX2	1/2"	10mm	✓
B.	CFNE12NF12B	1/2"	12mm	

STRAIGHTS


Barb straight
NPTF
Suits Shurflo pumps



	CODE	THREAD SIZE	BARB
A.	CFNS12NF10B	1/2"	10mm
B.	CFNS12NF12B	1/2"	12mm

POLY TEE

	CODE	THREAD SIZE	BARB
A.	CFNT10B10B10BRP	-	10mm
B.	CFNT10M10B10BRP	3/8"	10mm
A.	CFNT12B12B12BRP	-	12mm
C.	CFNT12M10B10BRP	1/2"	10mm



THREADED FITTINGS



	CODE	DESCRIPTION	THREAD SIZE
A.	CFNN20M12M	1/2" NPTM 3/4" GHT Adaptor	1/2"
B.	CFYT12F12F12F	Female Equal Tee	1/2"












HOSE ACCESSORIES

SWIVELS & BALL VALVES






SWIVELS

CODE	DESCRIPTION	PRESSURE
A.	 3/4" BSPM to 3/4" BSPF Aluminium Swivel	7 bar / 100psi
B.	 3/4" BSPM to 3/4" MF Swivel	20 bar / 300psi
C.	 1/2" BSPM to 3/8" NPTM Swivel for PowerJet spray guns	40 bar / 600psi
D.	 1/2" BSPM to 1/2" BSPF Swivel for AHG104 spray gun	40 bar / 600psi
E.	 Buddy Smart Reel® Swivel & Bearing	70 bar / 1000psi
F.	 3/4" F to 1/2" M Swivel for 30 / 50m Manual Hose Reels (pre May 2012)	40 bar / 600psi
G.	 3/8" - 1/4" BSP Swivel for 30 / 50m Manual Hose Reels (post April 2012)	40 bar / 600psi
H.	 Fire Fighting Knapsack Swivel	3.5 bar / 50psi
I.	 1" BSPM to 1" BSPF Brass Swivel for Fire Fighting Hose Reels	20 bar / 300psi

BALL VALVES

CODE	DESCRIPTION
A.	CFVBB006M006FRP 1/4" (6mm) Miniball valve M/F
A.	CFVBB010F010FRP 3/8" (10mm) Miniball valve M/F
B.	CFVBB012F012FRP 1/2" (12mm) Miniball valve F/F
B.	CFVBB012M012FRP 1/2" (12mm) Miniball valve M/F
C.	CFVBB020M020F 3/4" (20mm) Miniball valve F/F
C.	CFVBB025F025F 1" (25mm) Miniball valve F/F
C.	CFVBB032F032F 1 1/4" (32mm) Miniball valve F/F
C.	CFVBB040F040F 1 1/2" (40mm) Miniball valve F/F
D.	CFVBB050F050F 2" (50mm) Miniball valve F/F
D.	CFVBB080F080F 3 1/4" (80mm) Miniball valve F/F
E.	CFVBP025M025FRP 1" (25mm) GHT M/F Poly Ball valve
F.	CFVTP20M 3/4" (20mm) Poly tap
G.	CFVTB20M 3/4" (20mm) Brass bibcock





SPR

CHAPIN

SPREADERS

EASY APPLICATION OF FERTILISER & SEED WITH EVEN CONSISTENT SPREADING

Ideal for targeted fertilising or seeding with the small hand crank spreader, or large scale spreading across lawns or gardens with the tow-behind dual stop impeller spreader. Built tough, this spreader range with adjustable triggers, quick change rate settings and durable poly construction will become your first port of call for spreading fertiliser and seed.

HANDHELD & CHEST MOUNT

EASY APPLICATION



LIGHTWEIGHT & EASY TO USE

With easy hand crank controls, adjustable gates and side baffles, the handheld and chest mount spreaders make spreading fertiliser and seed easy!

1 YEAR
WARRANTY

HAND CRANK

1.6L

The easy-crank, scoop design makes the Hand Crank spreader easy to use and maintain, ideal for small areas larger spreaders can't go.

FEATURES

- 1.6L capacity scoop
- Compatible with fertiliser & seeds
- Easy hand crank design
- Enclosed gears - protected from debris
- Trigger gate control
- 3 rate adjustment gate settings
- Even spread impeller
- Lightweight - less than 1kg!
- Small compact design

MATERIALS	GATE SETTING
Fine grain	1
Medium grain	2
Coarse grain	3

CODE	DESCRIPTION	DIMENSIONS	DRY WT
A. SMSCH0002L	1.6L Hand Crank Spreader	304 L x 158 W x 177 H	0.45kg



Dimensions and weight may vary due to the manufacturing process.
For confirmed weights and dimensions, please contact Rapid Spray.

Visit your local dealer, call 1800 011 000 or visit rapidspray.net

CHEST MOUNT

11L



With padded shoulder straps, side baffles for controlled spreading and adjustable gate trigger, spreading fertiliser and seed has never been easier!

FEATURES

- Front, wide-mouth opening reduces spillage
- Enclosed hopper protects from weather
- Compatible with fertiliser and seed
- Trigger control to adjust gate opening
- Adjustable gate control for direction of spread
- Easy hand crank
- Side baffles deflect product spread
- Padded adjustable shoulder straps
- Strong poly construction



TRIGGER CONTROL

Adjustable for even fertiliser / seed spreading



GATE CONTROL
for direction fo spread



SCAN FOR PRICING



CODE	DESCRIPTION	DIMENSIONS	DRY WT
A. SMSCK0011L	11L Chest Mount spreader	267 L x 254 W x 482 H	2.6kg





PUSH & TOW BEHIND

DURABLE & TOUGH

BUILT TO OUTLAST THE REST

With powder-coated steel frames, the push and tow-behind spreader ranges are ideal for larger gardens, grass areas or fields.

PUSH SPREADER

36KG



Boasting a tough powder-coated steel frame, fully adjustable gate dial and enclosed gears to withstand the elements.

FEATURES

- 36kg capacity hopper
- Enclosed acetal gear system
- Powder-coated steel frame
- Compatible with fertiliser and seed
- Adjustable gate with adjustable dial
- Side baffles to prevent over-spread
- 12" pneumatic tyres
- Easy hand-pull gate trigger
- Enclosed gears - protected from weather

**Not compatible with lime products*



12" PNEUMATIC TYRES
ideal for grassy surfaces



CODE	DESCRIPTION	DIMENSIONS	DRY WT
A. SMSCR0036	36kg Push spreader	965 L x 610 W x 914 H	11kg



TOW-BEHIND SPREADER

70KG

No more wasted seed or fertilizer, no more reaching back and straining or no more burnt lawns and uneven applications with the auto-stop impeller when not in motion.

FEATURES

70kg capacity hopper

Auto-stop impeller - stops when not in motion!

Oiled bronze bearings - minimise axle and gearbox friction

11 incremental rate adjustment settings

14" wide pneumatic tyres

Heavy duty trailer hitch

Powder-coated steel frame

Spiked auger to break-up heavier chucks

Back baffle to control spread

Compatible with fertiliser and seed

Rain proof transparent cover

**Not compatible with lime products*

**Do not exceed 10km/h*



**1 YEAR
WARRANTY**

SCAN FOR
PRICING



CODE	DESCRIPTION	DIMENSIONS	DRY WT
A. SMSCT0070	70kg To-behind Spreader	660 L x 914 W x 914 H	18.5kg





SPOT FIRE, PROPERTY PROTECTION, BACK BURNING CONTROL, TREE WATERING & STOCK WATER TRANSFER

We know how quickly a fire can spread and change direction. Make sure you have the first stage of protection at hand with our range of fire fighting equipment from pump and motor kits to compact UTV units to large ute mount slide-ons or fire fighting trailers. Our versatile fire fighting range can be used year round for tree watering, stock water transfer etc. not just in emergency situations. When it comes to protecting your family and property from fire, our fire fighting equipment enhances your initial response to fire protection.



FIRE

COMPACT FIRE FIGHTERS

QUICK DEPLOY

BE FIRE READY

Compact, space saving fire fighting equipment designed to fit into the back of your UTV for rapid action when you need it. Tough and durable – great for equipment wash down, tree watering and anywhere you need a powerful portable water source.

FIRE MARSHAL

250L | 325L


A compact, easy to use fire fighter great for back burning, tree watering, stock water supply - all from the back of your UTV!

FEATURES


UV stabilised polyethylene tank
120L/min 75psi F/F pump
GX35 Honda motor
36m x 19mm fire fighting hose
Poly manual hose reel
Adjustable fire fighting nozzle
Compact moulded design with tie-down points at front and rear
250mm screw lid
Anti-spill lip around lid opening
Front drain bung



B.



A.



**15YR TANK
3YR ENGINE
1YR PUMP
3YR REEL
WARRANTY**

VERSATILE USE

Also great for use in plant watering or stock water transfer



COMPACT DIMENSIONS


Ideal for use in the back of most UTVs with room spare for other equipment



CODE	DESCRIPTION	DIMENSIONS	DRY WT
A. SF0200ALZ	250L Fire Marshal w/ 120L/min F/F pump	910 L x 760 W x 700 H	-
B. SF0200ALZH4	250L Fire Marshal w/ 120L/min F/F pump, 30m Poly reel	910 L x 730 W x 1035 H	39.7kg
SF0325BLZ	325L Fire Marshal w/ 120L/min F/F pump	-	-
SF0325BLZH4	325L Fire Marshal w/ 120L/min F/F pump, 30m Poly reel	-	-

SCAN FOR PRICING





FIRESOUT CORE


360L | 600L

15YR TANK
3YR ENGINE
5YR PUMP
WARRANTY

The ultimate portable fire fighter, the FireScout Core has been built tough and lightweight, perfect for quick deployment in an emergency situation.

FEATURES

UV stabilised polyethylene tank
490L/min 75psi Aussie FireChief 2" pump
GX160 Honda motor
36m x 19mm fire fighting hose
Poly manual hose reel
Adjustable fire fighting nozzle
Forklift pockets for easy loading
250mm screw lid
Moulded tie-down points
Anti-spill lip around lid



HIGH FLOW PUMP
with GX160 Honda engine

FORKLIFT POCKETS
In-built for quick and easy deployment

ADJUSTABLE FIRE FIGHTING NOZZLE
Ideal for adjusting spray depending on task

COMPACT DIMENSIONS
Ideal for use in the back of most UTVs / Dual cab utes



CODE	DESCRIPTION	DIMENSIONS
A. SFS0360LZ	360L FireScout Core with 490L/min Aussie FireChief pump	910 L x 1100 W x 840 H
SFS0600LZ	600L FireScout Core with 490L/min Aussie FireChief pump	1300 L x 1100 W x 840 H

SCAN FOR PRICING





FIRESCOUT

360L | 600L

15YR TANK
3YR ENGINE
5YR PUMP
WARRANTY

Equipped with a bottom fill kit, the FireScout is a powerful fire fighting unit with the Aussie FireChief pump and GX160 Honda motor for durability, reliability and performance!


FEATURES

- UV stabilised polyethylene tank
- 490L/min Aussie FireChief 2" pump
- Pressure relief valve
- GX160 Honda motor
- 36m x 19mm fire fighting hose
- Poly manual hose reel
- Adjustable fire fighting nozzle
- 6m Bottom fill kit
- Forklift pockets for easy loading
- 250mm screw lid
- Moulded tie-down points
- Anti-spill lip around lid



UPGRADE WITH FOAM KIT AND NOZZLE
Enhance your fire fighting effectiveness - ask in-store for more information.

PRESSURE RELIEF VALVE
with return line to relieve pump pressure



QUICK DRAIN
Empty fast for quick liquid transfer

BOTTOM FILL KIT
Enables quick refill from dams, rivers or troughs. Unit refills in less than 5 minutes.



CODE	DESCRIPTION	DIMENSIONS
PFS0360LZ	360L FireScout with 490L/min Aussie FireChief pump	910 L x 1100 W x 840 H
A. PFS0600LZ	600L FireScout with 490L/min Aussie FireChief pump	1300 L x 1100 W x 840 H

SCAN FOR PRICING

Dimensions and weight may vary due to the manufacturing process.
For confirmed weights and dimensions, please contact Rapid Spray.

TRAY MOUNT FIRE FIGHTERS

HIGH CAPACITY

POWERFUL FIRE FIGHTING PERFORMANCE

Designed, manufactured and built in Australia by Australians who understand the power and pace of bushfires all too well. With powerful fire fighting pumps, easy deploy frames and quick fill features, these are the complete fire fighting package!

15YR TANK
3YR ENGINE
5YR PUMP
WARRANTY

ULTIMATE FIRE CORE

600L - 1000L


With unique side and front loading capacities, the Ultimate Fire Ranger is one of the most versatile fire fighters on the market.

FEATURES

UV stabilised polyethylene tank
490L/min Aussie FireChief 2" pump
Pressure relief valve & return line
GX160 Honda motor
36m x 19mm fire fighting hose
Poly manual hose reel
Adjustable fire fighting nozzle
Galvanised steel frame
Forklift pockets for easy loading at front and side
Sling points
250mm screw lid
Anti-spill lip around lid

UPGRADE WITH BOTTOM FILL KIT

Quick fill unit from any water source. See page 173 for more info.



CODE	DESCRIPTION	DIMENSIONS
A. SFU0600LZ	600L Ultimate Fire Core with 490L/min Aussie FireChief pump	1950 L x 1360 W x 700 H
SFU0800LZ	800L Ultimate Fire Core with 490L/min Aussie FireChief pump	1950 L x 1360 W x 890 H
SFU1000LZ	1000L Ultimate Fire Core with 490L/min Aussie FireChief pump	1950 L x 1360 W x 1045 H

SCAN FOR PRICING



FIRE RANGER

1,200L - 2,500L

15YR TANK
3YR ENGINE
5YR PUMP
WARRANTY

When you need a larger water supply, the Fire Ranger - complete with Ball Baffle system, powerful Aussie FireChief pump and reliable Honda engine - is the ideal fire fighter for emergency situations.



WITH BALL BAFFLE SYSTEM


Increased stability to ensure safety of crew and others

FEATURES

- UV stabilised polyethylene tank
- 490L/min Aussie FireChief 2" pump
- Pressure relief valve & return line
- GX160 Honda motor
- 36m x 19mm fire fighting hose
- Poly manual hose reel
- Adjustable fire fighting nozzle
- 6m x Bottom fill kit
- Ball Baffle system fitted
- Galvanised steel frame
- 455mm hinge lid
- Anti-spill lip around lid

POWERFUL FIRE FIGHTING PUMP & MOTOR

High water flow for high performance fire fighting



CODE	DESCRIPTION	DIMENSIONS	DRY WT
PFU1200LZ	1200L Fire Ranger with 490L/min Aussie FireChief pump	2150 L x 1700 W x 850 H	155kg
PFU1500LZ	1500L Fire Ranger with 490L/min Aussie FireChief pump	2150 L x 1700 W x 1100 H	175kg
PFU2000LZ	2000L Fire Ranger with 490L/min Aussie FireChief pump	2950 L x 2000 W x 1050 H	200kg
A. PFU2500LZ	2500L Fire Ranger with 490L/min Aussie FireChief pump	2800 L x 2000 W x 1250 H	215kg



FIRE FIGHTING TRAILERS

THE ULTIMATE WATER SOURCE



HITCH & GO FIRE FIGHTING SOLUTION

Rapid Spray puts precedence on safety. As such, every fire fighting trailer we have for sale is available throughout Australia. These robust machines have been designed and built to help you effectively and efficiently put out grassfires and bushfires. Although these road-registerable trailers share a basic design, each comes with different accessories that can be modified to specific needs.

FIRE MARSHAL TRAILER

ON-FARM | ADR COMPLIANT

15YR TANK
5YR CHASSIS
3YR ENGINE
5YR PUMP
WARRANTY

Experience the convenience of “Hitch & Go” with the reliable and effective Fire Marshal Trailers. Commonly used for tree watering, stock water transfer and/or cleaning tasks - you’ll find a job for your fire trailer all year round!

FEATURES

- UV stabilised polyethylene tank
- 490L/min Aussie FireChief 2" pump
- Pressure relief valve & return line
- GX160 Honda motor
- 36m x 19mm fire fighting hose
- Poly manual hose reel
- Adjustable fire fighting nozzle
- Galvanised steel single axle trailer
- Leaf suspension springs
- 14" wheels with Ford hub pattern
- 50mm tow hitch and jockey wheel
- 6m x Bottom fill kit
- 455mm hinge lid
- Anti-spill lip around lid

ADR COMPLIANT FEATURES

- Waterproof LED lights
- Hydraulic over-ride brakes
- *Registration not included.*




UPGRADE WITH
BALL BAFFLES REQUIRED

ARB355F x 25

See page 227 for more information.

EASY ATTACH BOTTOM FILL KIT

refills unit from
any water source!



A.



LEAF SPRINGS

controlled axle
damping and
increased stability

ADR COMPLIANT OPTION

with LED lights and
hydraulic brakes



CODE	DESCRIPTION	DIMENSIONS
SRFX1000LZ	1000L On-Farm Marshal Trailer - Single Axle	3480 L x 1770 W x 1375 H
A. SRFQ1000LZ	1000L ADR Compliant Marshal Trailer - Single Axle	3480 L x 1770 W x 1375 H

SCAN FOR
PRICING



FIRE RANGER TRAILER

ADR COMPLIANT

15YR TANK
5YR CHASSIS
3YR ENGINE
5YR PUMP
WARRANTY

Used by councils and government bodies across Australia, the Fire Ranger is our most durable, tough fire fighting trailer, prepared for any on or off-road duties as needed.

FEATURES

- UV stabilised polyethylene tank
- 490L/min Aussie FireChief 2" pump
- Pressure relief valve & return line
- GX160 Honda motor
- 36m x 19mm fire fighting hose
- Poly manual hose reel
- Adjustable fire fighting nozzle
- Hot gal dipped steel dual axle trailer
- Front & rear pump plates
- Waterproof LED lights
- Hydraulic over-ride brakes
- Leaf suspension springs
- 15" wheels with Landcruiser hub pattern
- 50mm tow hitch and jockey wheel
- 6m x Bottom fill kit

LEVEL VIEW

vital in an emergency situation

A.

WITH BALL BAFFLE SYSTEM

increased stability to ensure safety of crew and others

*Registration not included.

CHEQUER PLATE MUD GUARDS
with rolled edges for safety

CODE

DESCRIPTION

DIMENSIONS

PRFQD1200LZ	1200L ADR Compliant Ranger Trailer - Dual Axle	5000 L x 2150 W x 1410 H
PRFQD1500LZ	1500L ADR Compliant Ranger Trailer - Dual Axle	5000 L x 2150 W x 1600 H
PRFQD2000LZ	2000L ADR Compliant Ranger Trailer - Dual Axle	5000 L x 2150 W x 1620 H
A. PRFQD2500LZ	2500L ADR Compliant Ranger Trailer - Dual Axle	5400 L x 2150 W x 1810 H

SCAN FOR PRICING



FIRE FIGHTING ACCESSORIES



READY TO GO AT ANYTIME


Pump kits, fire fighting hose reels, pumps, nozzles and more - make it easy to keep your fire fighting unit ready to go at all times!



FIRE FIGHTING HOSE REEL

36M

SCAN FOR PRICING



1 YEAR
COMPONENTRY
WARRANTY

POLY FIRE FIGHTING HOSE REEL

36m x 19mm poly fire fighting hose
Adjustable fire fighting nozzle
Poly manual hose reel
Galvanised steel base mount
15yr poly warranty



BLACK ROTATING HANDLE

Suits Poly fire fighting hose reel



CODE	DESCRIPTION
AFHW10B036M19	36m Poly Fire Fighting Hose Reel

CODE	DESCRIPTION
CHHRB10M080	Black rotating handle



FIRE FIGHTING ACCESSORIES

FOAM KIT | BOTTOM FILL KIT

SCAN FOR
PRICING



1YEAR
COMPONENTRY
WARRANTY



BOTTOM FILL KIT

6m hose
Camlock fittings
Foot strainer



FILL ANYWHERE

Quickly fill up
fire unit from any
water source!



CODE

AFK006

DESCRIPTION

38mm Hydrant filler kit

FIRE FIGHTING SPARES

VALVE | NOZZLES

SCAN FOR
PRICING



PRESSURE RELIEF VALVE

3/4" to suit fire fighters
200psi max pressure



CODE

ATRV150PT20

FIRE FIGHTING NOZZLE

3/4" brass
Adjustable nozzle



CODE

CNAFB20F

BRASS SWIVEL

Suits 36m Poly hose reel
1" BSPM to 1" BSPF



CODE

CFSPB25M25F



PORTABLE DIESEL PODS FOR UTES, TRUCKS AND TRAILERS FOR ON-SITE DIESEL REFUELLING

The diesel refuelling range covers solutions for truck mounted diesel transport tanks, and ute or UTV mounted units. All our diesel tanks are moulded from diesel grade certified material and all components sourced from industry leading suppliers. Our diesel refuelling products come with transfer pumps that make refuelling quick and easy.

DIESEL

A man in a plaid shirt and dark pants is refueling a green tractor with a large white tank. The tractor has a large black tire with a yellow rim. The word "DIESEL" is overlaid in large white letters across the top of the image.

MOBILE REFUELLING

TAMPER PROOF



PORTABLE DIESEL REFUELLING

Choose from the DieselPod, Genius and Active ranges of portable refuelling tanks. Manufactured in Australia from diesel grade polyethylene, our diesel tanks are backed by a full-term 15-year warranty. When you use our diesel tanks, your fuel will be protected from the elements and is guaranteed not to spill during transport.



Dimensions and weight may vary due to the manufacturing process.
For confirmed weights and dimensions, please contact Rapid Spray.



GENIUS DIESEL REFUELLING

100L - 1200L

**15YR TANK
1-2YR PUMP
WARRANTY**

Available in a range of sizes, the Genius Diesel refuelling units are compact, efficient and tamper proof!

FEATURES

Diesel grade UV stabilised polyethylene tank
40L/min - 80L/min pump options*
Padlockable weatherproof pump cover
4m - 6m x 20mm diesel grade hose*
Heavy duty auto shut-off nozzle
Diesel gun holder bracket
2" filler, mesh filter and cap
4m battery cables
Dust proof diesel breather

*Not all options available on all models

SPILL & DUST PROOF BREATHER

For clean fuel

WEATHER PROOF LID

Protects pump
and nozzle access



DIESEL GRADE ONLY

Not suitable for petrol

PADLOCKABLE COVER

Tamper proof and theft
protection
(padlock not included)



PUMP OPTIONS & WARRANTY

12V 40L/min DieselFlo - 1yr warranty
12V 45L/min Fluid - 2yr warranty
12V 60L/min Fluid - 2yr warranty
12V 80L/min Svelto - 2yr warranty

SECURE MOUNTING

Moulded grooves for strap
mounting and brass inserts
under tank for direct mounting

100L GENIUS DIESEL

- Low Profile tank design
- 40L/min pump options
- Padlockable weatherproof pump cover
- 4m - 6m x 20mm diesel grade hose
- Heavy duty auto shut-off nozzle
- Diesel gun holder bracket
- 2" filler and cap
- 4m battery cables
- Dust & spill proof diesel breather



15YR TANK
1-2YR PUMP
WARRANTY

SCAN FOR PRICING

A square QR code located below the 'SCAN FOR PRICING' text.

CODE	DESCRIPTION	12V PUMP	DIMENSIONS	DRY WT
A. DUL0100LD040V1	100L Low Genius Diesel with 4m hose	40L/min DieselFlo	800 L x 680 W x 465 H	28kg

200L GENIUS DIESEL

- Compact tank designs
- 40L/min - 45L/min pump options
- Padlockable weatherproof pump cover
- 4m - 6m x 20mm diesel grade hose
- Heavy duty auto shut-off nozzle
- Diesel gun holder bracket
- 2" filler and cap
- 4m battery cables
- Dust & spill proof diesel breather



15YR TANK
1-2YR PUMP
WARRANTY

SCAN FOR PRICING

A square QR code located below the 'SCAN FOR PRICING' text.

CODE	DESCRIPTION	12V PUMP	DIMENSIONS	DRY WT
A. DUL0200ALD040V1	200L Compact Genius Diesel with 4m hose	40L/min DieselFlo	800 L x 680 W x 710 H	34kg
A. DUL0200ALF045V1	200L Compact Genius Diesel with 6m hose	45L/min Fluid	800 L x 680 W x 710 H	36kg

300L GENIUS DIESEL

Slim tank design
40L/min - 45L/min pump options
Padlockable weatherproof pump cover
4m - 6m x 20mm diesel grade hose
Heavy duty auto shut-off nozzle
Diesel gun holder bracket
2" filler and cap
4m battery cables
Dust & spill proof diesel breather

A.



**15YR TANK
1-2YR PUMP
WARRANTY**

	CODE	DESCRIPTION	12V PUMP	DIMENSIONS	DRY WT
A.	DUL0300LD040V1	300L Slim Genius Diesel with 4m hose	40L/min DieselFlo	1290 L x 600 W x 770 H	40kg
A.	DUL0300LF045V1	300L Slim Genius Diesel with 6m hose	45L/min Fluid	1290 L x 600 W x 770 H	42kg

SCAN FOR
PRICING



400L GENIUS DIESEL

Compact and Slim tank designs
40L/min - 60L/min pump options
Padlockable weatherproof pump cover
4m - 6m x 20mm diesel grade hose
Heavy duty auto shut-off nozzle
Diesel gun holder bracket
2" filler and cap
4m battery cables
Dust & spill proof diesel breather

A.



B.



**15YR TANK
1-2YR PUMP
WARRANTY**

	CODE	DESCRIPTION	12V PUMP	DIMENSIONS	DRY WT
A.	DUL0400LD040V1	400L Compact Genius Diesel w/ 4m hose	40L/min DieselFlo	1150 L x 820 W x 780 H	45kg
A.	DUL0400LF045V1	400L Compact Genius Diesel w/ 6m hose	45L/min Fluid	1150 L x 820 W x 780 H	46kg
A.	DUL0400LF060V1	400L Compact Genius Diesel w/ 6m hose	60L/min Fluid	1150 L x 820 W x 780 H	48kg
B.	DUL0400ALD040V1	400L Slim Genius Diesel with 4m hose	40L/min DieselFlo	1290 L x 600 W x 965 H	45kg
B.	DUL0400ALF045V1	400L Slim Genius Diesel with 6m hose	45L/min Fluid	1290 L x 600 W x 965 H	46kg

SCAN FOR
PRICING



600L GENIUS DIESEL

- 40L/min - 60L/min pump options
- Padlockable weatherproof pump cover
- 4m - 6m x 20mm diesel grade hose
- Heavy duty auto shut-off nozzle
- Diesel gun holder bracket
- 2" filler and cap
- 4m battery cables
- Dust & spill proof diesel breather



CODE	DESCRIPTION	12V PUMP	DIMENSIONS	DRY WT
A. DUL0600LD040V1	600L Genius Diesel with 4m hose	40L/min DieselFlo	1700 L x 880 W x 740 H	63kg
A. DUL0600LF045V1	600L Genius Diesel with 6m hose	45L/min Fluid	1700 L x 880 W x 740 H	65kg
A. DUL0600LF060V1	600L Genius Diesel with 6m hose	60L/min Fluid	1700 L x 880 W x 740 H	68kg



800L GENIUS DIESEL


- 40L/min - 80L/min pump options
- Padlockable weatherproof pump cover
- 4m - 6m x 20mm diesel grade hose
- Heavy duty auto shut-off nozzle
- 1" high flow nozzle (60 - 80L/min pumps)
- Diesel gun holder bracket
- 2" filler, mesh filter and cap
- 4m battery cables
- Dust & spill proof diesel breather



OPTIONAL BALL BAFFLES
ARB355F x 20 FITTED



CODE	DESCRIPTION	12V PUMP	DIMENSIONS
A. DUL0800LD040V1	800L Genius Diesel with 4m hose	40L/min DieselFlo	1700 L x 1000 W x 860 H
A. DUL0800LF045V1	800L Genius Diesel with 6m hose	45L/min Fluid	1700 L x 1000 W x 860 H
A. DUL0800LF060V1	800L Genius Diesel with 6m hose	60L/min Fluid	1700 L x 1000 W x 860 H
A. DUL0800LT080V1	800L Genius Diesel with 4m hose	80L/min Svelto	1700 L x 1000 W x 860 H



1000L GENIUS DIESEL

40L/min - 80L/min pump options
Padlockable weatherproof pump cover
4m - 6m x 20mm diesel grade hose
Heavy duty auto shut-off nozzle
1" high flow nozzle (60 - 80L/min pumps)
Diesel gun holder bracket
2" filler, mesh filter and cap
4m battery cables
Dust & spill proof diesel breather



OPTIONAL BALL BAFFLES
ARB355F x 25 FITTED

**15YR TANK
1-2YR PUMP
WARRANTY**

	CODE	DESCRIPTION	12V PUMP	DIMENSIONS
A.	DUL1000LD040V1	1000L Genius Diesel with 4m hose	40L/min DieselFlo	1700 L x 1000 W x 1025 H
A.	DUL1000LF045V1	1000L Genius Diesel with 6m hose	45L/min Fluid	1700 L x 1000 W x 1025 H
A.	DUL1000LF060V1	1000L Genius Diesel with 6m hose	60L/min Fluid	1700 L x 1000 W x 1025 H
A.	DUL1000LT080V1	1000L Genius Diesel with 4m hose	80L/min Svelto	1700 L x 1000 W x 1025 H

SCAN FOR
PRICING



1200L GENIUS DIESEL

40L/min - 80L/min pump options
Padlockable weatherproof pump cover
4m - 6m x 20mm diesel grade hose
Heavy duty auto shut-off nozzle
1" high flow nozzle (60 - 80L/min pumps)
Diesel gun holder bracket
2" filler, mesh filter and cap
4m battery cables
Dust & spill proof diesel breather



OPTIONAL BALL BAFFLES
ARB355F x 30 FITTED

**15YR TANK
1-2YR PUMP
WARRANTY**

	CODE	DESCRIPTION	12V PUMP	DIMENSIONS
A.	DUL1200LD040V1	1200L Genius Diesel with 4m hose	40L/min DieselFlo	1700 L x 1000 W x 1190 H
A.	DUL1200LF045V1	1200L Genius Diesel with 6m hose	45L/min Fluid	1700 L x 1000 W x 1190 H
A.	DUL1200LF060V1	1200L Genius Diesel with 6m hose	60L/min Fluid	1700 L x 1000 W x 1190 H
A.	DUL1200LT080V1	1200L Genius Diesel with 4m hose	80L/min Svelto	1700 L x 1000 W x 1190 H

SCAN FOR
PRICING




GENIUS DIESEL ACCESSORIES

STEEL FRAMES | FLOW METER | GAUGES

GENIUS DIESEL TANK STEEL FRAME

Easy to load convenience
Forklift pockets*
Hot dip galvanised for durability

**Check compatibility with forklift tines before ordering.
Fitting required. Bolts not included.*



CODE	DESCRIPTION	SUITS	DIMENSIONS
ASFD00100	Steel Frame (not forkliftable)	DUL0100L / DUL0200AL	700 L x 580 W x 50 H
A. ASFD00200	Steel Frame with Forklift Pockets	DUL0400L (Compact)	860 L x 748 W x 50 H
ASFD00300	Steel Frame with Forklift Pockets	DUL0300L / DUL0400AL (Slim)	1200 L x 510 W x 50 H
ASFD00450	Steel Frame with Forklift Pockets	DUL0600L	1500 L x 780 W x 50 H
ASFD00800	Steel Frame with Forklift Pockets	DUL0800L / DUL1000L / DUL1200L	1480 L x 800 W x 50 H




5 DIGIT ELECTRONIC FLOW METER

Suits 40-45L/min or 60-80L/min pumps
10L - 100L/min flow rate
70psi max pressure
1" inlet/outlet
Polypropylene body
Compatible with most chemicals & diesel



CODE	SUITS PUMP
A. ADFPE25D5	60-80L/min
ADFPE20D5K	40-45L/min Kit, fittings inc.
ADFPE25D5K	60-80L/min Kit, fittings inc.



15YR TANK
2YR PUMP
WARRANTY

RAPID BLUE

100L - 400L ADBLUE

Built for the highly corrosive AdBlue® diesel exhaust fluid, this is the ideal portable tank solution for reducing emissions from diesel equipment.

FEATURES

UREA grade polyethylene tank
35L/min Svelto pump
Padlockable weatherproof pump cover
4m x 19mm AdBlue grade hose
Poly manual delivery handgun
Diesel gun holder bracket
2" filler and cap
Dust & spill proof breather



ROTARY VANE PUMP

Clogs less, higher flow rate
and easy maintenance



**Metal gun pictured. Marketing purposes only.*

CODE	DESCRIPTION	12V PUMP	DIMENSIONS	DRY WT
DAL0100LT035AV1	100L RapidBlue unit	35L/min Svelto	800 L x 680 W x 465 H	17.5kg
A. DAL0200ALT035AV1	200L RapidBlue unit	35L/min Svelto	800 L x 680 W x 710 H	34kg
DAL0400LT035AV1	400L RapidBlue unit	35L/min Svelto	1150 L x 820 W x 780 H	43kg

SCAN FOR
PRICING



ACTIVE DIESEL

2,000L - 5,000L

Reduce lost time on-site with the Active Diesel in-field mobile refuelling tanks. Ideal for larger construction sites or farming properties.

FEATURES

- Diesel grade UV stabilised polyethylene tank
- 45L/min - 80L/min pump options
- 6m x 3/4" diesel grade hose (45L/min)
- 6m x 1" diesel grade hose (60L/min)
- 4m x 1" diesel grade hose (80L/min)
- Heavy duty auto shut-off nozzle
- 2" filler, mesh filter and cap
- 4m battery cables
- Dust proof diesel breather
- 'SureFit' mounting pins inc.



SECURE MOUNTING
with SureFit mounting pins
and framing system
See frames page 187



ITALIAN PUMP
Peace of mind with 2 year
warranty on Italian Fluid pumps



BALL BAFFLES
Upgrade with ball
baffles - see more
information page 227



DESCRIPTION	DIMENSIONS	DRY WT	45L/MIN FLUID PUMP	60L/MIN FLUID PUMP	80L/MIN SVELTO PUMP
1500L Active Diesel	1700 L x 1320 W x 1280 H	95kg	DUC1500LF045V1	DUC1500LF060V1	DUC1500LT080V1
A. 2000L Active Diesel	2000 L x 1420 W x 1270 H	120kg	DUC2000LF045V1	DUC2000LF060V1	DUC2000LT080V1
2500L Active Diesel	2000 L x 1420 W x 1465 H	135kg	DUC2500LF045V1	DUC2500LF060V1	DUC2500LT080V1
3000L Active Diesel	2340 L x 1420 W x 1400 H	180kg	DUC3000LF045V1	DUC3000LF060V1	DUC3000LT080V1
5000L Active Diesel	2760 L x 2000 W x 1600 H	263kg	DUC5000LF045V1	DUC5000LF060V1	DUC5000LT080V1

ACTIVE DIESEL ACCESSORIES

STEEL FRAMES | BALL BAFFLES

ACTIVE DIESEL TANK STEEL FRAME


Easy to load convenience

Forklift pockets*

Hot dip galvanised for durability

**Check compatibility with forklift tines before ordering.*

Fitting required. Bolts not included.



CODE	DESCRIPTION	SUITS	DIMENSIONS	DRY WT
ASFC01200	Steel Frame with Forklift Pockets	DUC1200L / DUC1500L	1790 L x 1200 W x 120 H	111kg
A. ASFC02000	Steel Frame with Forklift Pockets	DUC2000L / DUC2500L	2100 L x 1200 W x 120 H	143kg
ASFC03000	Steel Frame with Forklift Pockets	DUC3000L	2390 L x 1390 W x 120 H	153kg
ASFC04000	Steel Frame with Forklift Pockets	DUC4000L	2800 L x 1755 W x 150 H	165kg

SCAN FOR PRICING



DIESEL FILTER & CARTRIDGE KIT

Suits 400L and larger (exc. Slim)

70L/min max flow rate

30 micron filtration

Water absorption

1" inlet/outlet

**Fitting required*



SCAN FOR PRICING



CODE


ADC30M25F

BALL BAFFLES

SUIT 800L - 5000L

Anti-surge system eliminates slosh and surge for better vehicle stability.

**Not suitable for petrol*



CODE

SIZE

QTY REQ.

TANK SIZE

ARB355F

355mm

1 ball per 40L

800L - 5,000L

SCAN FOR PRICING





CAUTION

DIESEL
FUEL ONLY

KUBOTA

SIDEKICK
RTV-XG850

NO
STEP









DIESEL PUMPS & SPARES

MAXIMISE YOUR DIESEL UNIT




AN EXTENSIVE RANGE

We always want to make sure you get the most from our range of products. Rapid Spray offers a comprehensive selection of diesel tank accessories. To enhance your tank's functionality, you can purchase extra pumps, flow meters, filters and other accessories.

DIESEL PUMPS

DIESELFLO | FLUID



40L/MIN DIESELFLO

- Kit includes:
- 40L/min pump
 - Auto shut-off nozzle
 - 4m x 19mm hose
 - 25mm Suction hose
 - Hose fittings

1 year warranty



PUMP	VOLT	PUMP ONLY	PUMP KIT
40L/min DieselFlo	12V	ADPX040V1P	ADPX040V1K

60L/MIN FLUID

- Kit includes:
- 60L/min pump
 - High flow auto shut-off nozzle
 - 6m x 25mm hose
 - 25mm Suction hose
 - Hose fittings

2 year warranty



PUMP	VOLT	PUMP ONLY	PUMP KIT
60L/min Fluid	12V	ADPF060V1P	ADPF060V1K
60L/min Fluid	24V	ADPF060V2P	ADPF060V2K

45L/MIN FLUID

- Kit includes:
- 45L/min pump
 - Auto shut-off nozzle
 - 6m x 19mm hose
 - 25mm Suction hose
 - Hose fittings

2 year warranty



PUMP	VOLT	PUMP ONLY	PUMP KIT
45L/min Fluid	12V	ADPF045V1P	ADPF045V1K
45L/min Fluid	24V	ADPF045V2P	ADPF045V2K

60L/MIN 240V FLUID

- Kit includes:
- 60L/min pump
 - High flow auto shut-off nozzle
 - 6m x 25mm hose
 - 25mm Suction hose
 - Hose fittings

2 year warranty



PUMP	VOLT	PUMP ONLY	PUMP KIT
60L/min DieselFlo	240V	ADPX060V3P	ADPX060V3K

PUMPS & SPARES

SVELTO BLUE | HOSE & HOSE REELS | HANDGUNS | FILTERS

35L/MIN SVELTO BLUE

Suitable for AdBlue

Kit includes:

35L/min pump

S/S manual nozzle

4m x 19mm hose

25mm Suction hose


Hose fittings

2 year warranty



PUMP	VOLT	PUMP ONLY	PUMP KIT
35L/min Svelto	12V	ADPT035V1P	ADPT035AV1K

DIESEL HOSE REEL



CODE	DESCRIPTION
A. ADHW020M25	20 x 25mm Manual Poly Diesel hose reel with handle
B. ADHR008M25	8 x 25mm Spring Retractable Diesel hose reel

DIESEL HOSE

DieselFlo or Fluid hose

20mm - 25mm hose

Crimped ends



*Picture for illustrative purposes only.
Not all hose supplied with springs.

CODE	DESCRIPTION
A. ADZ04M20	4m x 19mm DieselFlo hose
ADZF6M20	6m x 19mm Fluid hose
ADZF10M20	10m x 19mm Fluid hose
ADZF6M25	6m x 25mm Fluid hose
ADZF10M25	10m x 25mm Fluid hose

SCAN FOR
PRICING



DIESEL AUTO SHUT-OFF HANDGUN

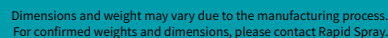


CODE	DESCRIPTION
A. ADGA20	3/4" (20mm) Auto shut-off handgun
B. ADGA25	1" (25mm) High flow auto shut-off gun

1" inlet / outlet
70L/min max flow
30 micron filtration
Water absorbing
Suitable for all units
above 400L capacity



000.00L
Suits 40-45L/min or 60-80L/min pumps
10L - 100L/min
70psi max pressure
1" inlet/outlet
Polypropylene body
Compatible with most
chemicals







OUTLAST THE REST - RAPID SPRAY TANKS WITH UNPARALLELED 15YR WARRANTY!

Built to stand the test of time - manufactured to Australian standards and made with food-grade Australian manufactured poly, Rapid Spray tanks are the toughest and most durable tanks available on the market. As a trusted tank manufacturer, we see to it that our products are proven and tested to offer quality performance in the field everyday, ensuring they are with you for the long haul.

TANKS



CARTAGE TANKS

SUITABLE FOR MOST LIQUIDS



THE TOUGHEST TANKS!

With the in-built Flexi-link technology in each tank structure, Rapid Spray tanks are made to withstand the twisting and turning of vehicle chassis movements. Our specialised manufacturing processes maximises strength with minimal weight resulting in greater payload opportunities.

CARTAGE TANK

400L - 15,000L

**15 YEAR
TANK
WARRANTY**

Manufactured in Australia, from Australian materials, our cartage tanks are built to withstand even the toughest of conditions.

FEATURES

UV stabilised polyethylene
All models food grade poly material
Extra thick tank structures for different load capacities
Graduation markings (*not on all models)
Sun blocking to prevent algae growth
No spill containment lips (over 400L)
255mm - 455mm diameter lids
455mm hinged lids (over 800L)
SureFit mounting pins
Tank outlet / fittings
(supplied loose)

OPAQUE TEAL

UV stabilised to block sunlight to prevent algae growth

15 YEAR WARRANTY

Guaranteed full life warranty



UPGRADE WITH BALL BAFFLE SYSTEM

Increased stability and safety when driving



LOAD CAPACITIES

Aqua-V rated 1.1 : 1SG
Active Liquid rated: 1.3 : 1SG
Mega Molasses rated: 1.6 : 1SG




STABLE MOUNTING

With specifically design tank legs and SureFit mounting pins

10L - 100L

UV stabilised polyethylene tank
150mm poly screw lid



CODE	DESCRIPTION	MOUNTING THREADS	DIMENSIONS	DRY WT
A. PTZV00010TT	10L Water Cartage Tank	4 x M8 mounting threads	220 Ø x 460 H	1.5kg
B. PTZV00025TT	25L Water Cartage Tank	4 x M8 mounting threads	450 Ø x 400 H	4kg
C. PTZV00050TT	50L Water Cartage Tank	4 x M8 mounting threads	450 Ø x 600 H	7kg
D. PTZV00100TT	100L Water Cartage Tank	6 x M8 mounting threads	450 Ø x 950 H	10kg



250L - 400L

UV stabilised polyethylene tank
250mm poly screw lid
10L hand wash tank (250L only)
¾" poly tank fitting
4 x M8 mounting threads (base)



CODE	DESCRIPTION	DIMENSIONS	DRY WT
A. PTC00250ATT	250L Water Cartage Tank with 10L Handwash tank	910 L x 730 W x 670 H	22kg
B. PTC00325TT	325L Water Cartage Tank	900L x 1040 W x 750 H	34kg



400L

250mm poly screw lid
¾" or 1 ½" poly tank fitting (loose)
4 x Ø18mm mounting pins



BALL BAFFLES REQUIRED
ARB195F x 57



A.

SCAN FOR
PRICING



VERSION & DRY WT

TANK OPTIONS - CODE

		AQUA-V	ACTIVE LIQUID	MEGA MOLASSES
400L 1190 L x 1050 W x 500 H A.	Tank Only 28kg	-	PTC00400ATO	-
	Tank Only 23kg 28kg	STC00400TO	PTC00400TO	-
	Tank & Frame	STC00400KTO	PTC00400KTO	
	Tank, Frame & Pump Plate	STC00400KPTO	PTC00400KPTO	

600L

250mm poly screw lid
1 ½" poly tank fitting (loose)
4 x Ø18mm mounting pins



BALL BAFFLES REQUIRED
ARB195F x 85



SCAN FOR
PRICING



VERSION & DRY WT

TANK OPTIONS - CODE

		AQUA-V	ACTIVE LIQUID	MEGA MOLASSES
600L 1190 L x 1050 W x 735 H	Tank Only 32kg 37kg	STC00600TO	PTC00600TO	-
	Tank & Frame	STC00600KTO	PTC00600KTO	
	Tank, Frame & Pump Plate	STC00600KPTO	PTC00600KPTO	

800L

450mm poly hinge lid
1 ½" poly tank fitting (loose)
4 x Ø18mm mounting pins



BALL BAFFLES REQUIRED
ARB355F x 20



VERSION & DRY WT		TANK OPTIONS - CODE		
		AQUA-V	ACTIVE LIQUID	MEGA MOLASSES
800L 1350 L x 1200 W x 690 H	Tank Only 50kg 55kg	STC00800TO	PTC00800TO	
	Tank & Frame	STC00800KTO	PTC00800KTO	
	Tank, Frame & Pump Plate	STC00800KPTO	PTC00800KPTO	

1000L

450mm poly hinge lid
1 ½" poly tank fitting (loose)
4 x Ø18mm mounting pins



BALL BAFFLES REQUIRED
ARB355F x 25



VERSION & DRY WT		TANK OPTIONS - CODE		
		AQUA-V	ACTIVE LIQUID	MEGA MOLASSES
1,000L 1350 L x 1200 W x 900 H	Tank Only 58kg 65kg 72kg	STC01000TO	PTC01000TO	PTC01000TOH
	Tank & Frame	STC01000KTO	PTC01000KTO	PTC01000KTOH
	Tank, Frame & Pump Plate	STC01000KPTO	PTC01000KPTO	PTC01000KPTOH

1200L

450mm poly hinge lid
1 ½" poly tank fitting (loose)
4 x Ø24mm mounting pins



BALL BAFFLES REQUIRED

ARB355F x 30



SCAN FOR PRICING



VERSION & DRY WT

TANK OPTIONS - CODE

		AQUA-V	ACTIVE LIQUID	MEGA MOLASSES
1,200L 1700 L x 1320 W x 860 H	Tank Only 70kg 77kg	-	PTC01200TO	PTC01200TOH
	Tank & Frame		PTC01200KTO	PTC01200KTOH
	Tank, Frame & Pump Plate		PTC01200KPTO	PTC01200KPTOH

1500L

450mm poly hinge lid
1 ½" poly tank fitting (loose)
4 x Ø24mm mounting pins



BALL BAFFLES REQUIRED

ARB355F x 37



SCAN FOR PRICING



VERSION & DRY WT

TANK OPTIONS - CODE

		AQUA-V	ACTIVE LIQUID	MEGA MOLASSES
1,500L 1700 L x 1320 W x 1050 H	Tank Only 75kg 85kg 94kg	STC01500TO	PTC01500TO	PTC01500TOH
	Tank & Frame	STC01500KTO	PTC01500KTO	PTC01500KTOH
	Tank, Frame & Pump Plate	STC01500KPTO	PTC01500KPTO	PTC01500KPTOH

2000L

450mm poly hinge lid
2" poly tank fitting (loose)
4 x Ø24mm mounting pins



BALL BAFFLES REQUIRED
ARB355F x 50



VERSION & DRY WT		TANK OPTIONS - CODE		
		AQUA-V	ACTIVE LIQUID	MEGA MOLASSES
2,000L 2000 L x 1420 W x 1070 H	Tank Only 95kg 110kg 120kg	STC02000TO	PTC02000TO	PTC02000TOH
	Tank & Frame	STC02000KTO	PTC02000KTO	PTC02000KTOH
	Tank, Frame & Pump Plate	STC02000KPTO	PTC02000KPTO	PTC02000KPTOH

2500L

450mm poly hinge lid
2" poly tank fitting (loose)
4 x Ø24mm mounting pins



BALL BAFFLES REQUIRED
ARB355F x 62



VERSION & DRY WT		TANK OPTIONS - CODE		
		AQUA-V	ACTIVE LIQUID	MEGA MOLASSES
2,500L 2000 L x 1420 W x 1265 H	Tank Only 115kg 125kg 137kg	STC02500TO	PTC02500TO	PTC02500TOH
	Tank & Frame	STC02500KTO	PTC02500KTO	PTC02500KTOH
	Tank, Frame & Pump Plate	STC02500KPTO	PTC02500KPTO	PTC02500KPTOH

3000L

450mm poly hinge lid
2" poly tank fitting (loose)
4 x Ø24mm mounting pins



BALL BAFFLES REQUIRED

ARB355F x 75



SCAN FOR
PRICING



VERSION & DRY WT		TANK OPTIONS - CODE		
		AQUA-V	ACTIVE LIQUID	MEGA MOLASSES
3,000L 2340 L x 1520 W x 1200 H	Tank Only 145kg 170kg 190kg	STC03000TO	PTC03000TO	PTC03000TOH
	Tank & Frame	STC03000KTO	PTC03000KTO	PTC03000KTOH
	Tank, Frame & Pump Plate	STC03000KPTO	PTC03000KPTO	PTC03000KPTOH


3400L

450mm poly hinge lid
2" Croc-Loc tank fitting (loose)
4 x Ø24mm mounting pins



BALL BAFFLES REQUIRED

ARB355F x 85



SCAN FOR
PRICING



VERSION & DRY WT		TANK OPTIONS - CODE		
		AQUA-V	ACTIVE LIQUID	MEGA MOLASSES
3,400L 2960 L x 1450 W x 1230 H	Tank Only 190kg 210kg	-	PTC03400TO	PTC03400TOH
	Tank & Frame		PTC03400KTO	PTC03400KTOH
	Tank, Frame & Pump Plate		PTC03400KPTO	PTC03400KPTOH

4400L

450mm poly hinge lid
2" Croc-Loc tank fitting (loose)
4 x Ø24mm mounting pins



BALL BAFFLES REQUIRED
ARB355F x 110



VERSION & DRY WT		TANK OPTIONS - CODE		
		AQUA-V	ACTIVE LIQUID	MEGA MOLASSES
4,400L 2960 L x 1450 W x 1470 H	Tank Only 170kg 200kg 220kg	STC04400TO	PTC04400TO	PTC04400TOH
	Tank & Frame	STC04400KTO	PTC04400KTO	PTC04400KTOH
	Tank, Frame & Pump Plate	STC04400KPTO	PTC04400KPTO	PTC04400KPTOH

4800L

450mm poly hinge lid
2" Croc-Loc tank fitting (loose)
4 x Ø24mm mounting pins



BALL BAFFLES REQUIRED
ARB355F x 120



VERSION & DRY WT		TANK OPTIONS - CODE		
		AQUA-V	ACTIVE LIQUID	MEGA MOLASSES
4,800L 2340 L x 1550 W x 1880 H	Tank Only 225kg 250kg	-	PTC04800TO	PTC04800TOH
	Tank & Frame		PTC04800KTO	PTC04800KTOH
	Tank, Frame & Pump Plate		PTC04800KPTO	PTC04800KPTOH

5000L

450mm poly hinge lid
2" Croc-Loc tank fitting (loose)
4 x Ø24mm mounting pins



BALL BAFFLES REQUIRED

ARB355F x 125



SCAN FOR
PRICING



VERSION & DRY WT

TANK OPTIONS - CODE

		AQUA-V	ACTIVE LIQUID	MEGA MOLASSES
5,000L 2970 L x 2000 W x 1400 H	Tank Only 195kg 205kg 225kg	STC05000TO	PTC05000TO	PTC05000TOH
	Tank & Frame	STC05000KTO	PTC05000KTO	PTC05000KTOH
	Tank, Frame & Pump Plate	STC05000KPTO	PTC05000KPTO	PTC05000KPTOH

6000L

450mm poly hinge lid
2" Croc-Loc tank fitting (loose)
4 x Ø24mm mounting pins



BALL BAFFLES REQUIRED

ARB355F x 150



SCAN FOR
PRICING



VERSION & DRY WT

TANK OPTIONS - CODE

		AQUA-V	ACTIVE LIQUID	MEGA MOLASSES
6,000L 2790 L x 2000 W x 1556 H	Tank Only 275kg 300kg 330kg	STC06000TO	PTC06000TO	PTC06000TOH
	Tank & Frame	STC06000KTO	PTC06000KTO	PTC06000KTOH
	Tank, Frame & Pump Plate	STC06000KPTO	PTC06000KPTO	PTC06000KPTOH

7000L

450mm poly hinge lid
2" Croc-Loc tank fitting (loose)
8 x Ø24mm mounting pins



BALL BAFFLES REQUIRED
ARB355F x 175



SCAN FOR PRICING



VERSION & DRY WT		TANK OPTIONS - CODE		
		AQUA-V	ACTIVE LIQUID	MEGA MOLASSES
7,000L 3250 L x 1920 W x 1640 H	Tank Only 250kg 325kg 360kg	STC07000TO	PTC07000TO	PTC07000TOH
	Tank & Frame	STC07000KTO	PTC07000KTO	PTC07000KTOH
	Tank, Frame & Pump Plate	STC07000KPTO	PTC07000KPTO	PTC07000KPTOH

8000L SLIMLINE

450mm poly hinge lid
2" Croc-Loc tank fitting (loose)
8 x Ø24mm mounting pins



BALL BAFFLES REQUIRED
ARB355F x 200



SCAN FOR PRICING



VERSION & DRY WT		TANK OPTIONS - CODE		
		AQUA-V	ACTIVE LIQUID	MEGA MOLASSES
8,000L 3620 L x 2070 W x 1560 H	Tank Only 400kg 440kg	-	PTC08000ATO	PTC08000ATOH
	Tank & Frame		PTC08000AKTO	PTC08000AKTOH
	Tank, Frame & Pump Plate		PTC08000AKPTO	PTC08000AKPTOH

10000L SLIM

450mm poly hinge lid
2" Croc-Loc tank fitting (loose)
4" Croc-Loc tank fitting (Mega Molasses)
8 x Ø24mm mounting pins



BALL BAFFLES REQUIRED

ARB355F x 250



SCAN FOR
PRICING



VERSION & DRY WT

10,000L 3620 L X 2070 W X 1900 H	Tank Only 400kg 475kg 522kg
	Tank & Frame
	Tank, Frame & Pump Plate

TANK OPTIONS - CODE

AQUA-V	ACTIVE LIQUID	MEGA MOLASSES
-	PTC10000ATO	PTC10000ATOH
	PTC10000AKTO	PTC10000AKTOH
	PTC10000AKPTO	PTC10000AKPTOH


12000L SLIM

450mm poly hinge lid
3" Croc-Loc tank fitting (loose)
4" Croc-Loc tank fitting (Mega Molasses)
8 x Ø24mm mounting pins



BALL BAFFLES REQUIRED

ARB355F x 273



SCAN FOR
PRICING



VERSION & DRY WT

12,000L 3620 L X 2070 W X 2250 H	Tank Only 575kg 630kg
	Tank & Frame
	Tank, Frame & Pump Plate

TANK OPTIONS - CODE


AQUA-V	ACTIVE LIQUID	MEGA MOLASSES
-	PTC12000TO	PTC13000TOH
	PTC12000KTO	PTC13000KTOH
	PTC12000KPTO	PTC13000KPTOH

13000L LOW PROFILE

- 450mm poly hinge lid
- 3" Croc-Loc tank fitting (loose)
- 4" Croc-Loc tank fitting (Mega Molasses)
- 8 x Ø24mm mounting pins



BALL BAFFLES REQUIRED
ARB355F x 325




VERSION & DRY WT		TANK OPTIONS - CODE		
		AQUA-V	ACTIVE LIQUID	MEGA MOLASSES
13,000L Low Profile 4000 L x 2350 W x 1900 H	Tank Only 585kg 645kg	-	PTC13000ATO	PTC13000ATOH
	Tank & Frame		PTC13000AKTO	PTC13000AKTOH
	Tank, Frame & Pump Plate		PTC13000AKPTO	PTC13000AKPTOH

15000L

- 450mm poly hinge lid
- 3" Croc-Loc tank fitting (loose)
- 4" Croc-Loc tank fitting (Mega Molasses)
- 8 x Ø24mm mounting pins



BALL BAFFLES REQUIRED
ARB355F x 375



VERSION & DRY WT		TANK OPTIONS - CODE		
		AQUA-V	ACTIVE LIQUID	MEGA MOLASSES
15,000L 4000 L x 2350 W x 2120 H	Tank Only 660kg 730kg	-	PTC15000TO	PTC15000TOH
	Tank & Frame		PTC15000KTO	PTC15000KTOH
	Tank, Frame & Pump Plate		PTC15000KPTO	PTC15000KPTOH



SPRAY TANKS

COMPLETE DRAINAGE



GET THE MOST OUT OF YOUR TANK

Extraordinary impact resistant and built with special blended poly, the Spray Tank range is suitable for a broad range of liquids, from water to the harshest chemicals. With a lower sump, you'll be sure to have a flooded suction regardless of terrain, allowing for complete drainage.

SPRAY TANK

100L - 10,000L

15 YEAR
TANK
WARRANTY

With the positive draining tank, you'll be sure to have a flooded suction regardless of terrain, allowing you to get the most out of your tank.

FEATURES

- UV stabilised polyethylene
- All models food grade poly material
- Active Liquid 1.3 : 1SG rating
- Centre sump for full drainage
- Graduation markings (**not on all models*)
- Translucent Teal for easy level view
- No spill containment lips
- Breather to prevent tank concaving
- 255mm - 455mm diameter lids
- 455mm hinged lids (over 800L)
- Basket filter reduces debris
- SureFit mounting pins
- Tank outlet / fittings (loose)
- Strap or pin mount



UPGRADE WITH BALL BAFFLE SYSTEM

Increased stability and
safety when driving



BASKET FILTER

To prevent contamination
of liquid while filling



HEAVY DUTY GALVANISED STEEL FRAME

Optional steel frame for
full sump clearance

STABLE MOUNTING

With specifically design tank legs
and SureFit mounting pins



100L - 600L STRAP MOUNT


250mm poly screw lid & basket filter
1" poly tank fitting (loose)
1 ½" poly tank fitting - 200L+ (loose)
Hot dip gal frame (option)

UPGRADE WITH BALL
BAFFLE SYSTEM
Call 1800 011 000 for
fitted costs



1200L - 2000L STRAP MOUNT

450mm hinge lid & basket filter
2" poly tank fitting - 1,200L+ (loose)
Hot dip gal frame (option)



TANK SIZE	FRAME	DIMENSIONS	DRY WT.	DESCRIPTION	CODE
100L	No	815 L x 450 W x 595 H	9kg	1" poly fitting (loose)	PTSS00100TT
	Yes	815 L x 450 W x 610 H	18kg	1" poly fitting (loose), frame fitted	PTSS00100KTT
200L	No	940 L x 600 W x 725 H	12kg	1 ½" poly fitting (loose)	PTSS00200TT
	Yes	940 L x 600 W x 750 H	22kg	1 ½" poly fitting (loose), frame fitted	PTSS00200KTT
300AL	No	940 L x 600 W x 925 H	17kg	1 ½" poly fitting (loose)	PTSS00300ATT
	Yes	940 L x 600 W x 970 H	27kg	1 ½" poly fitting (loose), frame fitted	PTSS00300AKTT
300L A.	No	1260 L x 590 W x 755 H	17kg	1 ½" poly fitting (loose)	PTSS00300TT
	Yes	1260 L x 590 W x 850 H	27kg	1 ½" poly fitting (loose), frame fitted	PTSS00300KTT
400L	No	900 L x 820 W x 950 H	20kg	1 ½" poly fitting (loose)	PTSS00400TT
	Yes	900 L x 820 W x 1000 H	37kg	1 ½" poly fitting (loose), frame fitted	PTSS00400KTT
600L B.	No	1250 L x 820 W x 950 H	28kg	1 ½" poly fitting (loose)	PTSS00600TT
	Yes	1250 L x 820 W x 1000 H	42kg	1 ½" poly fitting (loose), frame fitted	PTSS00600KTT
1200L	No	1700 L x 1170 W x 950 H	50kg	2" poly fitting (loose)	PTSS01200TT
	Yes	1700 L x 1170 W x 1060 H	74kg	2" poly fitting (loose), frame fitted	PTSS01200KTT
2000L C.	No	1700 L x 1170 W x 1460 H	90kg	2" poly fitting (loose)	PTSS02000TT
	Yes	1700 L x 1170 W x 1510 H	140kg	2" poly fitting (loose), frame fitted	PTSS02000KTT

SCAN FOR
PRICING



400L - 1500L PIN MOUNT

Mounting pins x 4
 250mm poly screw lid & basket filter
 450mm poly hinge lid & basket filter (800L+)
 1 ½" poly tank fitting (loose)
 Hot dip gal frame (option)



UPGRADE WITH BALL BAFFLE SYSTEM

Call 1800 011 000 for fitted costs



A.



B.

TANK SIZE	FRAME	DIMENSIONS	DRY WT.	DESCRIPTION	CODE
400L A.	No	1140 L x 1050 W x 610 H	26kg	1 ½" poly fitting (loose)	PTSP00400ATT
	Yes	1140 L x 1050 W x 650 H	43kg	1 ½" poly fitting (loose), frame fitted	PTSP00400AKTT
600L	No	1140 L x 1050 W x 800 H	33kg	1 ½" poly fitting (loose)	PTSP00600TT
	Yes	1140 L x 1050 W x 850 H	50kg	1 ½" poly fitting (loose), frame fitted	PTSP00600KTT

SCAN FOR PRICING



TANK SIZE	FRAME	DIMENSIONS	DRY WT.	DESCRIPTION	CODE
800L	No	1360 L x 1200 W x 650 H	48kg	1 ½" poly fitting (loose)	PTSP00800TT
	Yes	1360 L x 1200 W x 700 H	71kg	1 ½" poly fitting (loose), frame fitted	PTSP00800KTT
1,000L B.	No	1360 L x 1200 W x 1000 H	53kg	1 ½" poly fitting (loose)	PTSP01000TT
	Yes	1360 L x 1200 W x 1045 H	76kg	1 ½" poly fitting (loose), frame fitted	PTSP01000KTT
1,200L	No	1640 L x 1320 W x 870 H	61kg	1 ½" poly fitting (loose)	PTSP01200TT
	Yes	1640 L x 1320 W x 950 H	85kg	1 ½" poly fitting (loose), frame fitted	PTSP01200KTT
1,500LAL	No	1800 L x 1320 W x 920 H	76kg	1 ½" poly fitting (loose)	PTSP01500ATT
	Yes	1800 L x 1320 W x 970 H	91kg	1 ½" poly fitting (loose), frame fitted	PTSP01500AKTT
1,500L	No	1640 L x 1320 W x 1100 H	76kg	1 ½" poly fitting (loose)	PTSP01500TT
	Yes	1640 L x 1320 W x 1150 H	91kg	1 ½" poly fitting (loose), frame fitted	PTSP01500KTT

SCAN FOR PRICING



2000L - 4400L PIN MOUNT

Mounting pins x 4/6
450mm poly hinge lid & basket filter
1 ½" poly tank fitting (loose)
2" Croc-Loc tank fitting(3400L+, loose)
Hot dip gal frame (option)



UPGRADE WITH BALL BAFFLE SYSTEM

Call 1800 011 000 for
fitted costs



A.



B.

TANK SIZE	FRAME	DIMENSIONS	DRY WT.	DESCRIPTION	CODE
2,000AL	No	1640 L x 1320 W x 1300 H	90kg	2" poly fitting (loose)	PTSP02000ATT
A.	Yes	1640 L x 1320 W x 1350 H	105kg	2" poly fitting (loose), frame fitted	PTSP02000AKTT
2,000L	No	2000 L x 1420 W x 1150 H	90kg	2" poly fitting (loose)	PTSP02000TT
	Yes	2000 L x 1420 W x 1215 H	149kg	2" poly fitting (loose), frame fitted	PTSP02000KTT
2,500L	No	2000 L x 1480 W x 1310 H	105kg	2" poly fitting (loose)	PTSP02500TT
	Yes	2000 L x 1480 W x 1360 H	145kg	2" poly fitting (loose), frame fitted	PTSP02500KTT
3,000L	No	2340 L x 1500 W x 1310 H	150kg	2" poly fitting (loose)	PTSP03000TT
	Yes	2340 L x 1500 W x 1350 H	250kg	2" poly fitting (loose), frame fitted	PTSP03000KTT
3,400L	No	2960 L x 1450 W x 1280 H	170kg	2" Croc-Loc fitting (loose)	PTSP03400TT
	Yes	2960 L x 1450 W x 1330 H	350kg	2" Croc-Loc fitting (loose), frame fitted	PTSP03400KTT
4,400L	No	2960 L x 1450 W x 1600 H	175kg	2" Croc-Loc fitting (loose)	PTSP04400TT
B.	Yes	2960 L x 1450 W x 1650 H	355kg	2" Croc-Loc fitting (loose), frame fitted	PTSP04400KTT

SCAN FOR
PRICING



4800L - 10000L PIN MOUNT

Mounting pins x 4/6
450mm poly hinge lid & basket filter
2" Croc-Loc tank fitting (loose)
Hot dip gal frame (option)



**UPGRADE WITH BALL
BAFFLE SYSTEM**

Call 1800 011 000 for
fitted costs



A.



B.

TANK SIZE	FRAME	DIMENSIONS	DRY WT.	DESCRIPTION	CODE
4,800L A.	No	2340 L x 1550 W x 2080 H	200kg	2" Croc-Loc fitting (loose)	PTSP04800TT
	Yes	2340 L x 1550 W x 2130 H	300kg	2" Croc-Loc fitting (loose), frame fitted	PTSP04800KTT
5,000L	No	2760 L x 2000 W x 1520 H	245kg	2" Croc-Loc fitting (loose)	PTSP05000TT
	Yes	2760 L x 2000 W x 1570 H	425kg	2" Croc-Loc fitting (loose), frame fitted	PTSP05000KTT
6,000AL	No	2760 L x 2000 W x 1670 H	275kg	2" Croc-Loc fitting (loose)	PTSP06000ATT
	Yes	2760 L x 2000 W x 1782 H	455kg	2" Croc-Loc fitting (loose), frame fitted	PTSP06000AKTT
6,000L B.	No	3250 L x 2000 W x 1860 H	240kg	2" Croc-Loc fitting (loose)	PTSP06000TT
	Yes	3250 L x 2000 W x 1930 H	440kg	2" Croc-Loc fitting (loose), frame fitted	PTSP06000KTT
7,000L	No	3250 L x 1900 W x 1740 H	300kg	2" Croc-Loc fitting (loose)	PTSP07000TT
	Yes	3250 L x 1900 W x 1790 H	525kg	2" Croc-Loc fitting (loose), frame fitted	PTSP07000KTT
10,000L	No	3600 L x 2250 W x 2140 H	475kg	2" Croc-Loc fitting (loose)	PTSP10000TT
	Yes	3750 L x 2250 W x 2240 H	925kg	2" Croc-Loc fitting (loose), frame fitted	PTSP10000KTT

SCAN FOR
PRICING



MODULAR TANKS

EXPANDABLE TANK SYSTEM



LIMITLESS POSSIBILITIES

Now available in two versions to give you more options and greater flexibility, our FlexConnex Modular Tank System is an innovative liquid transport system with limitless possibilities. Each tank section can be drained individually to allow for cartage of different fluids or linked together to allow equalised filling and draining.

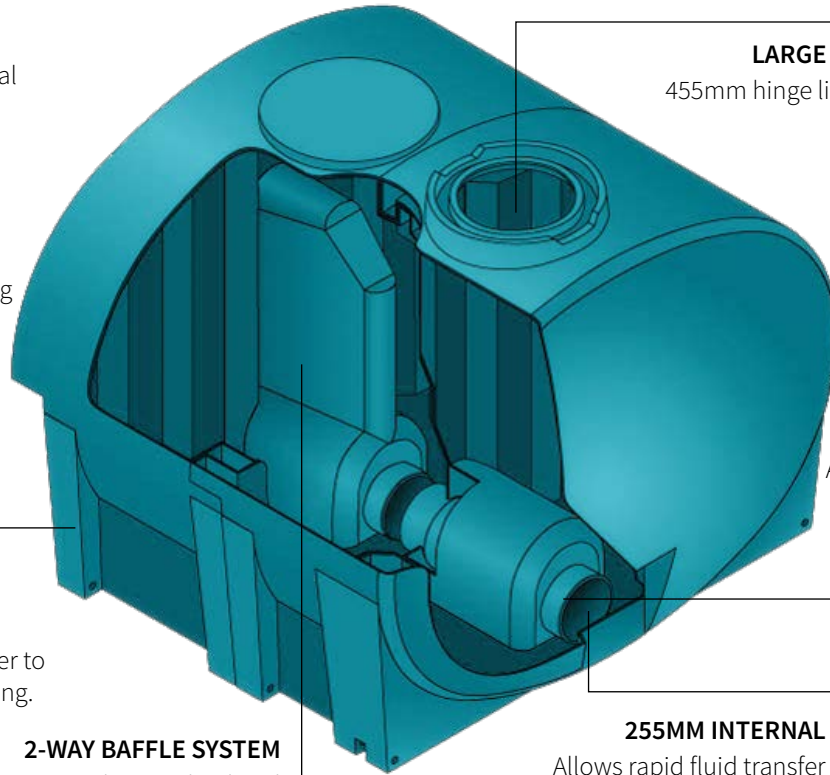

MODULAR TANK SYSTEMS

THE FLEXCONNEX RANGE

The most innovative liquid transport system now available in two versions ideal for getting the most out of your liquid transport requirements, no matter how small or large!

FEATURES

UV stabilised polyethylene
All models food grade poly material
Active Liquid 1.3 : 1SG rating
V1 Modular - 2000L Sections
V2 Modular - 4000L Sections
Unique 2-way baffle system
455mm hinged lids
Breather to prevent tank concaving
SureFit mounting pins



INDIVIDUAL TANK DRAINAGE

Sections can be drained individually or linked together to allow equal filling and draining.

2-WAY BAFFLE SYSTEM

Limits longitudinal and sideways movement for max fluid stability and control

FULL DRAIN SUMP UPGRADE OPTION

V2 models only



LARGE LID & BREATHER

455mm hinge lid on each section



TAPERED SEAL FITTINGS

Allows for internal movement of joiner without leaking

255MM INTERNAL DIAMETER FLOW

Allows rapid fluid transfer between sections and baffled to prevent surcharge



FILLING FUNNEL UPGRADE OPTION

Galvanised for easy filling

V2 FLEXCONNEX MODULAR TANKS

4000L sections / modules
2350mm wide for maximum deck use and low height

CODE	MODULES	DESCRIPTION	DIMENSIONS	DRY WT*
PTM08000ATO	2	8,000L V2 Modular Tank	2795 L x 2350 W x 1650 H	480kg
PTM12000ATO	3	12,000L V2 Modular Tank	4160 L x 2350 W x 1650 H	720kg
PTM16000ATO	4	16,000L V2 Modular Tank	5525 L x 2350 W x 1650 H	960kg
PTM20000ATO	5	20,000L V2 Modular Tank	6890 L x 2350 W x 1650 H	1200kg
PTM24000ATO	6	24,000L V2 Modular Tank	8255 L x 2350 W x 1650 H	1440kg
PTM28000ATO	7	28,000L V2 Modular Tank	9620 L x 2350 W x 1650 H	1680kg
PTM32000ATO	8	30,000L V2 Modular Tank	10965 L x 2350 W x 1650 H	1920kg





15 YEAR
TANK
WARRANTY



RINSE MASTER



DRUM RINSE CHEMICAL BINS

RINSE MASTER

Ideal for triple rinsing chemical drums!



Ensure thorough cleaning of empty chemical drums with the Australian Made erosion resistant Rinse Master!

FEATURES

UV stabilised polyethylene
Optional upgrades inc:
Galvanised steel frame
Rotating drum rinse nozzle
Venturi fittings



ROTATING NOZZLE

Comes standard with complete unit for faster cleaning - spins at 3000rpm at 3 bar pressure

50L



120L



200L



SCAN FOR PRICING



TANK SIZE	FRAME	DESCRIPTION	DIMENSIONS	CODE
50L	No	Tank only, no fittings	500 L x 500 W x 430 H	PJR0050LNA
	Yes	Tank, frame, no fittings	600 L x 500 W x 600 H	PJR0050LKNA
	Yes	Tank, frame w/ complete drum rinse rotating nozzle & outlet	600 L x 500 W x 600 H	PJR0050LKCNA
	Yes	Tank, frame, drum rinse w/ rotating nozzle, outlet & 5mm ventruri	600 L x 500 W x 600 H	PJR0050LKV5NA
	Yes	Tank, frame, drum rinse w/ rotating nozzle, outlet & 9mm venturi	600 L x 500 W x 600 H	PJR0050LKV9NA
120L	No	Tank only, no fittings	595 L x 600 W x 600 H	PJR0120LNA
	Yes	Tank, frame, no fittings	695 L x 600 W x 800 H	PJR0120LKNA
	Yes	Tank, frame w/ complete drum rinse rotating nozzle & outlet	695 L x 600 W x 800 H	PJR0120LKCNA
	Yes	Tank, frame, drum rinse w/ rotating nozzle, outlet & 5mm ventruri	695 L x 600 W x 800 H	PJR0120LKV5NA
	Yes	Tank, frame, drum rinse w/ rotating nozzle, outlet & 9mm venturi	695 L x 600 W x 800 H	PJR0120LKV9NA
200L	No	Tank only, no fittings	595 L x 600 W x 922 H	PJR0200LNA
	Yes	Tank, frame, no fittings	695 L x 600 W x 1120 H	PJR0200LKNA
	Yes	Tank, frame w/ complete drum rinse rotating nozzle & outlet	695 L x 600 W x 1120 H	PJR0200LKCNA
	Yes	Tank, frame, drum rinse w/ rotating nozzle, outlet & 5mm ventruri	695 L x 600 W x 1120 H	PJR0200LKV5NA
	Yes	Tank, frame, drum rinse w/ rotating nozzle, outlet & 9mm venturi	695 L x 600 W x 1120 H	PJR0200LKV9NA
300L	No	Tank only, no fittings	655 L x 655 W x 920 H	PJR0300LNA
	Yes	Tank, frame, no fittings	755 L x 655 W x 1155 H	PJR0300LKNA
	Yes	Tank, frame w/ complete drum rinse rotating nozzle & outlet	755 L x 655 W x 1155 H	PJR0300LKCNA
	Yes	Tank, frame drum rinse w/ rotating nozzle, outlet & 5mm ventruri	755 L x 655 W x 1155 H	PJR0300LKV5NA
	Yes	Tank, frame, drum rinse w/ rotating nozzle, outlet & 9mm venturi	755 L x 655 W x 1155 H	PJR0300LKV9NA



TESTED AND APPROVED BY LOADSAFE AUSTRALIA
Check out the video on rapidspray.net/resources/videos



**1 YEAR
WARRANTY**

BALL BAFFLE SYSTEM

GREATER SAFETY & STABILITY

Independently tested and verified by LoadSafe Australia, the Ball Baffle system is lightweight, rust proof and fully baffles the whole tank to reduce liquid movement for safer loads during transit.

FEATURES

Food grade polypropylene

Australian Made!

Suitable for water and aggressive chemicals (i.e diesel*)

Suitable for steel and fibreglass tanks

Fitted or non-fitted options

7-second assembly time

**Not suitable for petrol.*

REDUCES BRAKING DISTANCE

Independent testing has demonstrated the Ball Baffle system reduces braking by up to 46%

MINIMAL LIQUID DISPLACEMENT

195mm : 150ml / ball
355mm : 428ml / ball

195MM OR 355MM


Different size Ball Baffles to suit different lid widths and tank capacities



CODE	DESCRIPTION	LIQUID DISPLACEMENT	DRY WT	QTY REQUIRED
ARB195B	Ø195mm Ball Baffle - 44/box (baffles 308L)	150ml / ball	126gm / ball	1 ball / 7L tank capacity
ARB195F	Ø195mm Ball Baffle Fitted*	150ml / ball	126gm / ball	1 ball / 7L tank capacity
ATB355B	Ø355mm Ball Baffle - 25/box (baffles 1,000L)	428ml / ball	478gm / ball	1 ball / 40L tank capacity
ARB355F	Ø355mm Ball Baffle Fitted*	428ml / ball	478gm / ball	1 ball / 40L tank capacity

SCAN FOR
PRICING





TANK SPARES

LIDS & BASKET FILTERS

SCAN FOR
PRICING



1 YEAR
COMPONENTRY
WARRANTY

150MM SCREW LID

150mm diameter
Female thread
Spring lever valve & gasket



CODE	DESCRIPTION
ARLP150AV	150mm Screw Lid

250MM POLY SCREW LID

255mm diameter
Male thread
Fixed labyrinth breather valve
Gasket
Suits tank openings: 215 - 225mm



CODE	DESCRIPTION
ARLP250VSR	250mm Screw Lid with Rim

455MM HINGE LID

455mm diameter
Hinge style
Fixed ring labyrinth
breather valve
Rim & gasket seal
Suits tank openings: 415 - 430mm



CODE	DESCRIPTION
ARLP450VSR	150mm Screw Lid

455MM STAINLESS STEEL


455mm diameter
Hinge style
Twin labyrinth breather valve
Fixing ring with screw holes
Stainless Steel construction
Lockable with gasket seal



CODE	DESCRIPTION
ARLS450VSR	250mm Screw Lid

BASKET FILTER

#18 mesh screen




CODE	SUITS PUMP
A. ARK200	Suits 250mm Screw Lid
B. ARK400	Suits 455mm Hinge Lid



TANK SPARES

TANK FITTINGS




POLY FLANGED TANK OUTLET FITTINGS

CODE	DESCRIPTION
A. ARFP020	¾" poly tank outlet
ARFP025	1" poly tank outlet
ARFP032	1 ¼" poly tank outlet
ARFP038	1 ½" poly tank outlet
ARFP050	2" poly tank outlet
ARFP050R	2" poly tank outlet reverse thread



BRASS FLANGED TANK OUTLET FITTINGS


CODE	DESCRIPTION
A. ARFB020	¾" brass tank outlet
ARFB025	1" brass tank outlet
ARFB032	1 ¼" brass tank outlet
ARFB038R	1 ½" brass tank outlet reverse thread
ARFB050R	2" brass tank outlet reverse thread
ARFB080R	3" brass tank outlet reverse thread
ARFB100R	4" brass tank outlet reverse thread



CROC-LOC BOLTED TANK FITTINGS

304 Stainless Steel
EPDM gasket standard on 2"
VITON standard on 3" & 4"
BUNA optional

CODE	DESCRIPTION
A. ARBS050	2" SS 4-bolt Croc-loc outlet
B. ARBS080	3" SS 6-bolt Croc-loc outlet
ARBS100	4" SS 8-bolt Croc-loc outlet




Suitable for liquid fertiliser, molasses and most liquids.
Easy to tighten, superior leak free performance!



TANK SPARES

ADD-ONS



TANK LEVEL KIT

Clear tube with red floating ball
1.5m / 2m tube length



CODE	DESCRIPTION
ARN001	Tank level kit - 1.5m
ARN002	Tank level kit - 2m

TOP FILL FUNNEL

Suits 450mm tank opening
Galvanised top fill funnel



CODE	DESCRIPTION
ARU450	Top fill funnel

HYDRANT FILLER KIT

Easy filling without need to climb on vehicle.
Complies with air gap for safety back flow regulations,
protecting water source.
Comes with camlock fittings and lid.



CODE	DESCRIPTION
ARH038	38mm Hydrant filler kit
ARH050	50mm Hydrant filler kit
ARH080	80mm Hydrant filler kit



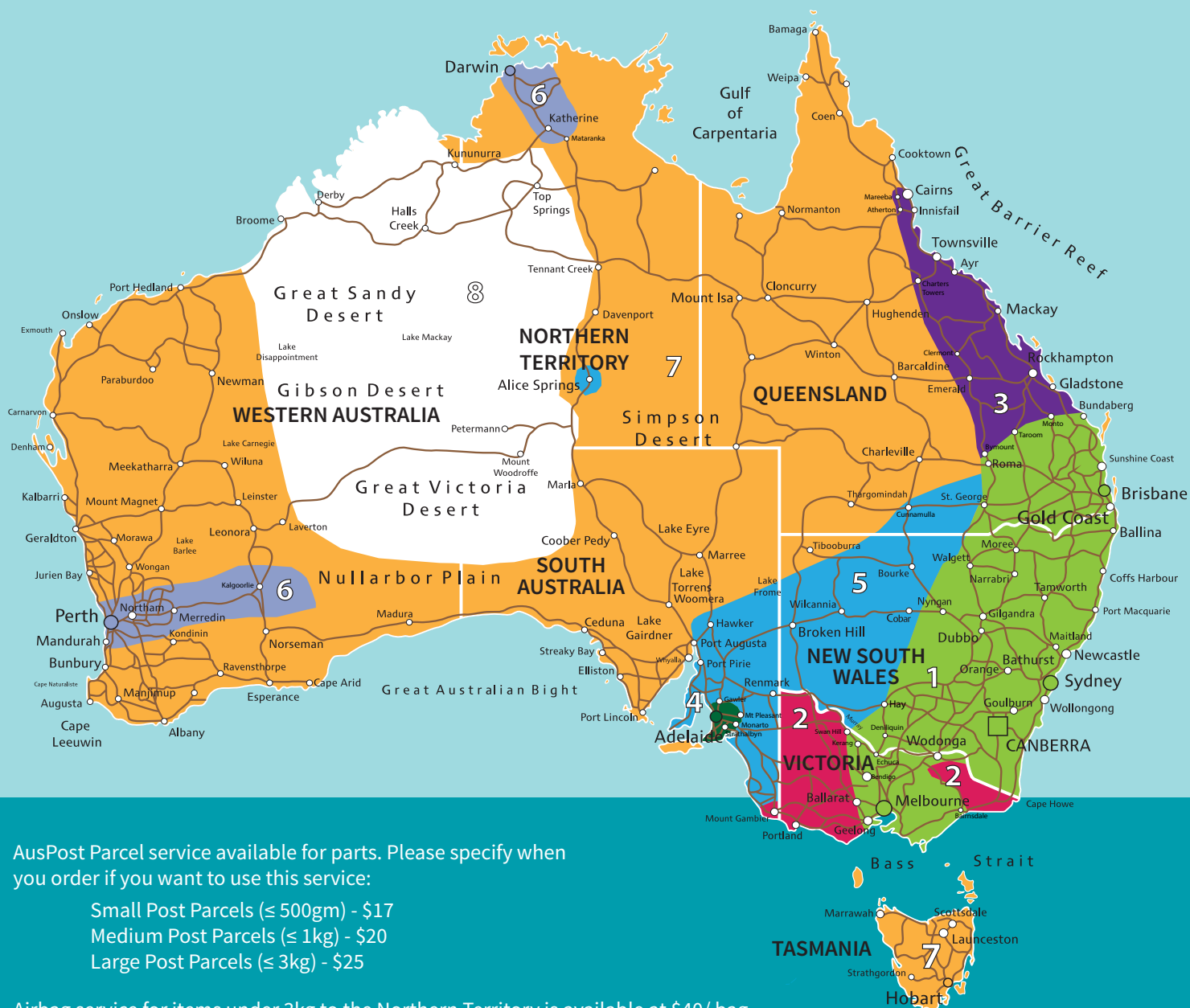




FREIGHT ZONES & COSTING

All orders valued at less than \$750RRP will incur a \$30 freight and handling charge for zones 1, 2, 3 and 4. For all other zones, please contact us.

Urgent deliveries may incur a freight charge. Please contact us to discuss.



AusPost Parcel service available for parts. Please specify when you order if you want to use this service:

Small Post Parcels ($\leq 500\text{gm}$) - \$17

Medium Post Parcels ($\leq 1\text{kg}$) - \$20

Large Post Parcels ($\leq 3\text{kg}$) - \$25

Airbag service for items under 3kg to the Northern Territory is available at \$40/ bag.

Airbag service for items under 5kg to the Northern Territory is available at \$60 / bag.

*All orders valued at less than \$750RRP will incur a \$30 freight & handling charge for zones 1 - 4. All other zones, please call 1800 011 000

	ZONE 1	ZONE 2	ZONE 3	ZONE 4	ZONE 5	ZONE 6	ZONE 7
SPRAYERS							
Parts, Accessories & Booms ≤ 4m	FIS	FIS	FIS	FIS	POA	POA	POA
Booms > 4m	FIS	POA	POA	POA	POA	POA	POA
Compression & Backpack Sprayers	FIS	FIS	FIS	FIS	\$25	\$35	POA
Spot Sprayers 20L - 95L	FIS	FIS	FIS	FIS	\$35	\$75	POA
Marshal Range	FIS	FIS	FIS	FIS	\$85	\$200	POA
SprayScout Range	FIS	\$175	\$175	\$175	\$150	\$350	POA
FarmMax ATV Trailers	\$200	\$250	\$450	\$250	\$300	\$500	POA
Ultimate Field Sprayers	\$225	\$300	\$500	\$250	\$350	\$550	POA
Single Axle Trailers **	\$600	POA	POA	POA	POA	POA	POA
Dual Axle Trailers **	\$800	POA	POA	POA	POA	POA	POA
3-Point Linkage Sprayers (excl. boom)	FIS	FIS	FIS	FIS	POA	POA	POA

FIRE FIGHTING							
Fire Marshal Range	FIS	FIS	FIS	FIS	\$85	\$150	POA
FireScout Range	FIS	\$75	\$75	\$75	\$150	\$300	POA
Ultimate Fire Ranger 400L - 1,000L	\$100	\$200	\$350	\$150	\$300	POA	POA
Fire Ranger 1,200L - 2,500L	\$250	\$400	POA	\$350	\$550	POA	POA
Single Axle Trailers **	\$600	POA	POA	POA	POA	POA	POA
Dual Axle Trailers **	\$800	POA	POA	POA	POA	POA	POA
Fire Kits / Hose Reels	FIS	FIS	FIS	FIS	\$65	POA	POA

DIESEL							
Diesel Units 50L - 400L	FIS	FIS	FIS	FIS	\$80	\$150	POA
Diesel Units 450L - 1,200L	\$80	\$150	\$200	\$150	\$175	\$275	POA
Diesel Units 1,500L - 5,000L	\$225	\$400	\$550	\$400	\$700	\$750	POA
Stationary Diesel Tanks 5,000L - 10,000L	POA	POA	POA	POA	POA	POA	POA
Diesel Accessories	FIS	FIS	FIS	FIS	POA	POA	POA

TANKS							
All bare tanks 100L - 1,000L	\$50	\$100	\$100	\$50	\$200	\$200	POA
All bare tanks 1,200L - 2,000L	\$100	\$200	\$300	\$175	\$350	\$450	POA
All bare tanks 2,500L - 5,000L	\$200	\$350	\$500	\$350	\$650	\$700	POA
All bare tanks 6,000L - 15,000L	\$300	\$500	POA	\$650	POA	POA	POA
Modular Tanks	POA	POA	POA	POA	POA	POA	POA
Tank Accessories	FIS	FIS	FIS	FIS	POA	POA	POA
Ball Baffles (per box)	FIS	FIS	FIS	FIS	\$50	\$50	POA

*Tanks with pump plate frames, increase freight cost by 1.1

** Trailer pricing covers all categories including Industrial Range.



NOTES

This image shows a single sheet of white paper with horizontal ruling lines. The lines are evenly spaced and run across the width of the page. There are no margins, text, or other markings on the paper.



1800 011 000



www.rapidspray.net



35 Enterprise Crescent
Singleton NSW 2330



DISCLAIMER

In this catalogue, there may be typographical errors or inaccuracies related to product information, images and pricing.

All weights and dimensions are approximate only. Please confirm with Rapid Spray before purchase. All information is a general guide only.

Rapid Spray retain the right to modify or remove product specifications, images or prices provided without prior notice.